



Wireless Vehicle Sensor

General Description

The Wireless vehicle sensors can be used in a host of applications where detecting or counting vehicles is needed. Two different vehicle sensors are available.

- Detects presence of vehicles up to 8 feet away
- Can detect and count stationary or moving vehicles



Free iMonnit basic online wireless sensor monitoring and notification system to configure sensors, view data and set alerts via SMS text and email.

Principles of Operation

Vehicle Detection - Detects the presence or absence of a parked or stationary vehicle.

Vehicle Counter - Detects and counts vehicles in motion as they pass by.

Example Applications

- Parking Garages
- Traffic Monitoring
- Automotive Services
- Fleet Management

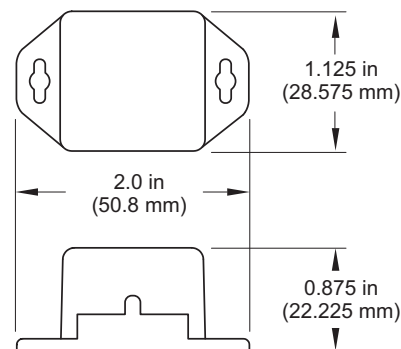
And many more ...

Monnit Sensor Core Specifications

- Wireless Range: 250 - 300 ft. (non-line-of-sight / indoors / through walls, ceilings & floors) *
- RF Communication: 900, 920, 868 and 433 MHz
- Power: Replaceable batteries (optimized for long battery life) - Line-power (AA version) and solar (Industrial version) options available
- Battery Life (at 1 hour heartbeat setting): **
 - Coin Cell > 2-3 years.
 - AA battery > 4-8 years
 - Industrial > 4-8 years

* Actual range may vary depending on environment.

** Battery life is determined by sensor reporting frequency and other variables.

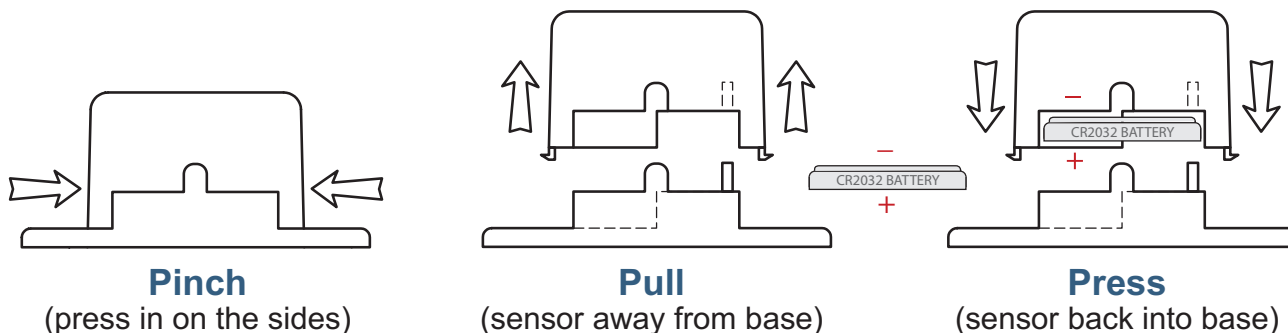


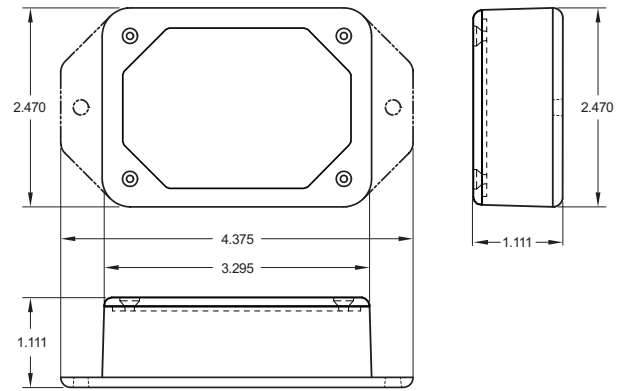
Wireless Vehicle Sensor (Coin Cell) - Technical Specifications	
Supply Voltage	2.0 - 3.6 VDC *
Operating Temperature Range (Board Circuitry and Batteries)	-7°C to +60°C (20°F to +140°F) **
Optimal Battery Temperature Range (AA)	+10°C to +50°C (+50°F to +122°F)
Vehicle Sensing Distance	Up to 8 feet
Field Range (Full scale (FS) - total applied field)	-8 to +8 gauss
Mag Dynamic Range (3-bit gain control)	±1 to ±8
Resolution (VDD=3.0V, GN=2)	5 milli-gauss typical
Linearity (±2.0 gauss input range)	0.1 ±% FS max
Hysteresis (±2.0 gauss input range)	±25 ppm typical
Cross-Axis Sensitivity (Cross field = 0.5 gauss)	±0.2% FS / gauss
Output Rate (Continuous Measurement Mode)	0.75 to 75 Hz
Output Rate (Single Measurement Mode)	160 Hz max
Measurement Period	6 msec typical
Gain Tolerance	±5%
Gain Tolerance (Ambient, unbiased)	-40°C to +125°C
Weight	1.0 oz.
Wireless Range	250 - 300 ft. (Through walls, ceilings and floors) Range may vary according to environmental variables
Certifications	900 MHz product; FCC ID: ZTL- RFSC1 and IC: 9794A-RFSC1. 920 MHz product; ARIB STD-T108 R210-103733. 868 and 433 MHz product tested and found to comply with: CISPR 22:2008-09 / EN 55022:2010 - Class B and ETSI EN 300 220-2 V2.4.1 (2012-05).




* Hardware cannot withstand negative voltage. Please take care when connecting a power device.
 ** At temperatures above 100°C, it is possible for the board circuitry to lose programmed memory.

PinchPower™ Enclosure





Wireless Vehicle Sensor (AA) - Technical Specifications

Supply Voltage	2.0 - 3.6 VDC (3.0 - 3.6 VDC Using Power Supply) *
Operating Temperature Range (Board Circuitry and Batteries)	-18°C to 55°C (0°F to 130°F) using alkaline -40°C to 85°C (-40°F to 185°F) using lithium **
Optimal Battery Temperature Range (AA)	+10°C to +50°C (+50°F to +122°F)
Vehicle Sensing Distance	Up to 8 feet
Field Range (Full scale (FS) - total applied field)	-8 to +8 gauss
Mag Dynamic Range (3-bit gain control)	±1 to ±8
Resolution (VDD=3.0V, GN=2)	5 milli-gauss typical
Linearity (±2.0 gauss input range)	0.1 ±% FS max
Hysteresis (±2.0 gauss input range)	±25 ppm typical
Cross-Axis Sensitivity (Cross field = 0.5 gauss)	±0.2% FS / gauss
Output Rate (Continuous Measurement Mode)	0.75 to 75 Hz
Output Rate (Single Measurement Mode)	160 Hz max
Measurement Period	6 msec typical
Gain Tolerance	±5%
Gain Tolerance (Ambient, unbiased)	-40°C to +125°C
Weight	4.0 oz.
Wireless Range	250 - 300 ft. (Through walls, ceilings and floors) Range may vary according to environmental variables
Certifications 	900 MHz product; FCC ID: ZTL- RFSC1 and IC: 9794A-RFSC1. 920 MHz product; ARIB STD-T108 R210-103733. 868 and 433 MHz product tested and found to comply with: CISPR 22:2008-09 / EN 55022:2010 - Class B and ETSI EN 300 220-2 V2.4.1 (2012-05).

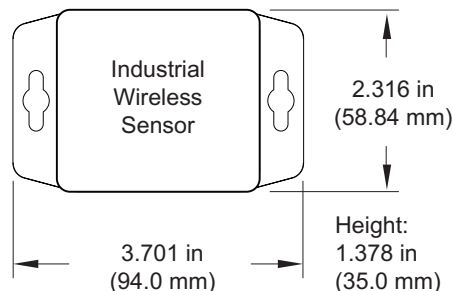
* Hardware cannot withstand negative voltage. Please take care when connecting a power device.

** At temperatures above 100°C, it is possible for the board circuitry to lose programmed memory.


Power Options

Two replaceable 1.5V AA sized batteries are included with the standard model. A line-power version with battery backup is also available - allowing it to be powered by a standard 3.0 - 3.6V power supply and use the internal batteries if there is a power interruption.

Power options must be selected at time of purchase as the internal hardware of the sensor must be changed to support the selected power requirements.



Wireless Vehicle Sensor (Industrial) - Technical Specifications

Supply Voltage	2.0 - 3.6 VDC *	
Operating Temperature Range (Board Circuitry and Battery)		
Included Battery	Max Temperature Range:	-40°C to +85°C (-40°F to +185°F) **
	Capacity:	1800 mAh
Optional Solar Feature	Solar Panel:	5VDC / 30mA (53mm x 30mm)
	Charging Temperature Range:	0°C to 45°C (32°F to 113°F)
	Max Temperature Range:	-20°C to 60°C (-4°F to 140°F)
	Included Rechargeable Battery:	600 mAh / >2000 Charge Cycles (80% of initial capacity)
Vehicle Sensing Distance	Up to 8 feet	
Field Range (Full scale (FS) - total applied field)	-8 to +8 gauss	
Mag Dynamic Range (3-bit gain control)	±1 to ±8	
Resolution (VDD=3.0V, GN=2)	5 milli-gauss typ.	
Linearity (±2.0 gauss input range)	0.1 ±% FS max	
Hysteresis (±2.0 gauss input range)	±25 ppm typical	
Cross-Axis Sensitivity (Cross field = 0.5 gauss)	±0.2% FS / gauss	
Output Rate (Continuous Measurement Mode)	0.75 to 75 Hz	
Output Rate (Single Measurement Mode)	160 Hz max	
Measurement Period	6 msec typical	
Gain Tolerance	±5%	
Gain Tolerance (Ambient, unbiased)	-40°C to +125°C	
Weight	4.7 oz. (solar version 5.1 oz)	
Enclosure Rating	NEMA 1, 2, 4, 4x, 12 and 13 rated, sealed & weather proof	
UL Rating	UL Listed to UL508-4x specifications (File E194432)	
Wireless Range	250 - 300 ft. (Through walls, ceilings and floors) Range may vary according to environmental variables	
Certifications 	900 MHz product; FCC ID: ZTL- RFSC1 and IC: 9794A-RFSC1. 920 MHz product; ARIB STD-T108 R210-103733. 868 and 433 MHz product tested and found to comply with: CISPR 22:2008-09 / EN 55022:2010 - Class B and ETSI EN 300 220-2 V2.4.1 (2012-05).	

* Hardware cannot withstand negative voltage. Please take care when connecting a power device.

** At temperatures above 100°C, it is possible for the board circuitry to lose programmed memory.



Solar Power Option

Monnit Industrial Sensors are powered by a replaceable 3.6V Lithium battery (included). An optional solar powered version is also available. The solar powered sensor uses a Lithium Iron Phosphate rechargeable battery in conjunction with a solar power cell to extend battery life.

Notes:

Commercial Grade Sensors

Monnit commercial grade sensors are designed for applications in ordinary environments (normal room temperature, humidity and atmospheric pressure). Do not use these sensors under the following conditions as these factors can deteriorate the product characteristics and cause failures and burn-out.

- Corrosive gas or deoxidizing gas - chlorine gas, hydrogen sulfide gas, ammonia gas, sulfuric acid gas, nitric oxides gas, etc.)
- Volatile or flammable gas
- Dusty conditions
- Under low or high pressure
- Wet or excessively humid locations
- Places with salt water, oils chemical liquids or organic solvents
- Where there are excessively strong vibrations
- Other places where similar hazardous conditions exist

Use these products within the specified temperature range. Higher temperature may cause deterioration of the characteristics or the material quality.

Industrial Grade Sensors - Type 1, 2, 4, 4X, 12 and 13 NEMA Rated Enclosure

Monnit's Industrial sensors are enclosed in reliable, weatherproof NEMA rated enclosures. Our NEMA rated enclosures are constructed for both indoor or outdoor use and protect the sensor circuitry against the ingress of solid foreign objects like dust as well as the damaging effects of water (rain, sleet, snow, splashing water, and hose directed water).

- Safe from falling dirt
- Protects against wind-blown dust
- Protects against rain, sleet, snow, splashing water, and hose directed water
- Increased level of corrosion resistance
- Will remain undamaged by ice formation on the enclosure

