

**Model:EXM-12DC-DA-RT-GWIFI**

## GENERAL SPECIFICATIONS

Timers : 512

Counters : 512

SMS Message input: 32

SMS Message output: 64

SMS Message input output: 12

Function Blocks: 512

Operation temp.: -20°C-55°C

Storage:-40°C-70°C

Protection: IP20(Non-waterproof)

RTC accuracy : MAX  $\pm 2S/day$

RTC Backup at 25 °C: 20 days

Program and settings Backup :10 years

Data Power-off retentivity: 10 years

Modify parameters via keypad LCD: yes

Dimensions: 95\*90\*67 (Unit: mm)

Certificate: CE

Installation: 35-DIN rail or screw for installation

Expansion capacity: 8 modules (EXM-E-8)

Password protection : 4-digit number password protection or disable program upload function

Communication interface : 1 RS232 port /TTL. The extension port can be worked as RS485 port,  
if no IO extension used with CPU.

Communication protocol : Modbus RTU/ASCII,Modbus TCP(WIFI and GPRS)



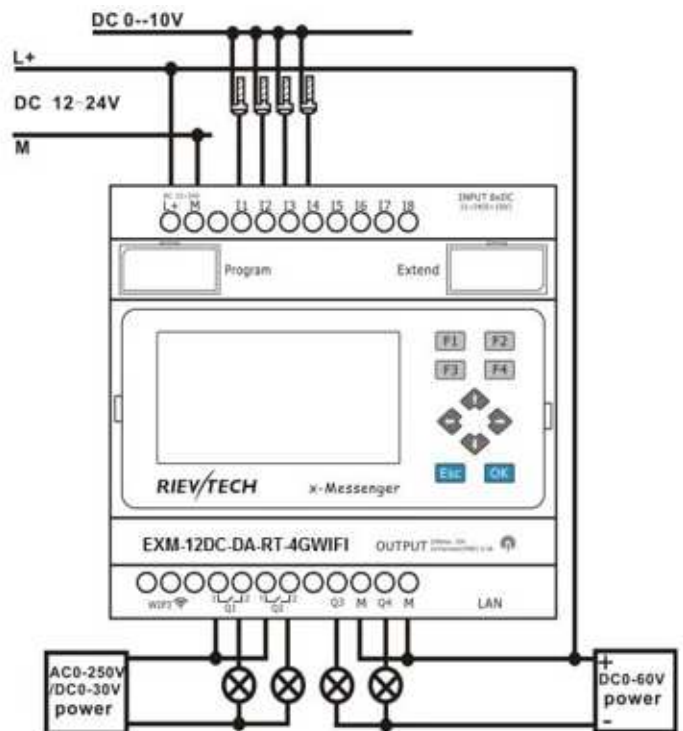
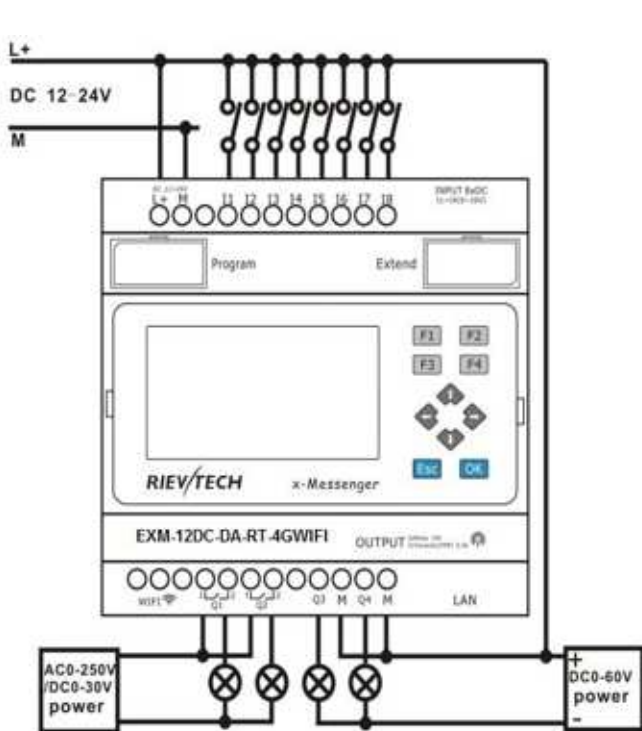
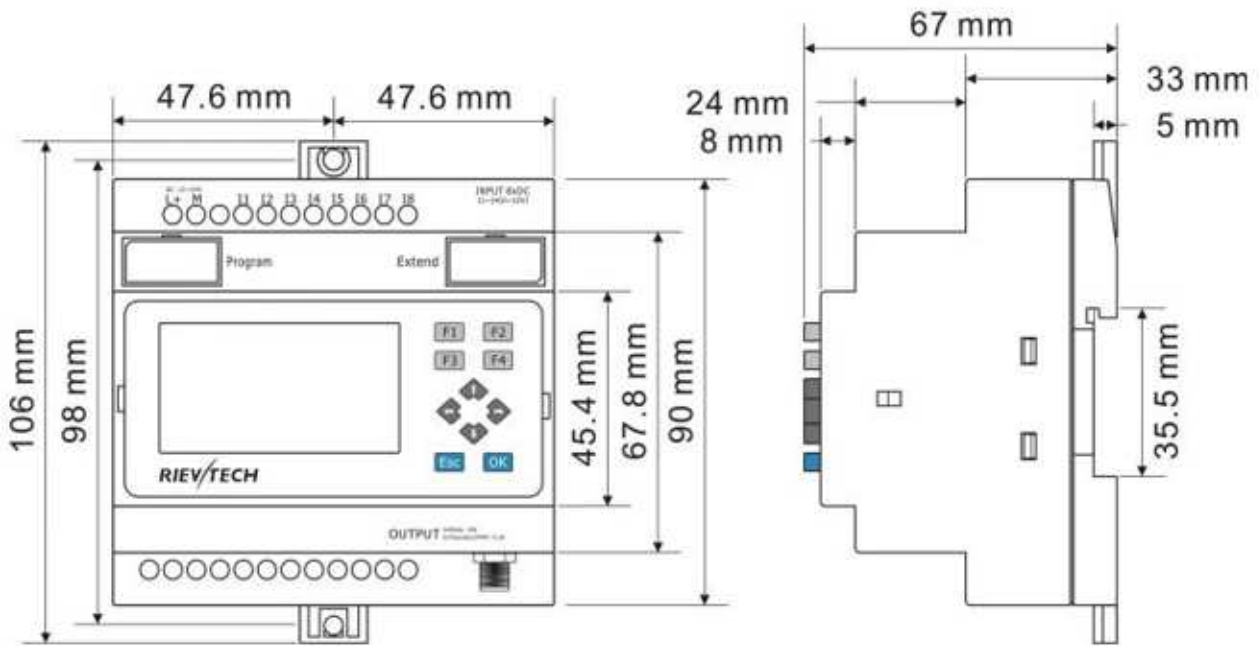
## Technical Index

<b>Power supply:</b>	
Nominal voltage	DC 12-24V
Operating limits	DC 10.8-28.8V
Immunity from micro power cuts	Typ.5 ms
Max. Startup current	Max. 0.25A
Max. absorbed power	3.5 W (10.8V dc) ; 4 W (28.8V dc)
Protection against polarity inversions	Yes
<b>Input parameters:</b>	
Input No	8 ( I1-I8 )
Digital input	8 ( I1-I8 )
Analogue input	4 ( I1-I4)(0..10V DC)
<b>Digital inputs( I5-I8 )</b>	
Input voltage	DC0-28.8V
Input signal0	< 5V DC; <1mA
Input signal1	> 8 V DC;>1.7mA
Input current	2.3mA @ 10.8V dc 2.6mA @ 12.0 V dc

	5.2 mA @ 24 V dc 6.3 mA @ 28.8 V dc
Response time	0 to 1 : <1 ms ; 1 to 0 : <1 ms
Maximum counting frequency	60k Hz(I7--I8)
Sensor type	Contact or 3-wire PNP
Input type	Resistive
Isolation between power supply and inputs	None
Isolation between inputs	None
<b>Inputs used as digital inputs( I1-I4 )</b>	
Input voltage	DC0-28.8V
Input signal0	< 5V DC;<0.1mA
Input signal1	> 8 V DC;>0.3mA
Input current	0.4mA @ 10.8V dc 0.5mA @ 12.0 V dc 1.2mA @ 24 V dc 1.5mA @ 28.8 V dc
Response time	0 to 1 : Typ. 1.5 ms ; 1 to 0 : Typ. 1.5 ms
Maximum counting frequency	Typ.: 4 HZ
Sensor type	Contact or 3-wire PNP
Input type	Resistive
Isolation between power supply and inputs	None
Isolation between inputs	None
<b>Inputs used as analog inputs( I1-I4 )</b>	
Measurement range	DC 0---10V
Input impedance	Min, 24K $\Omega$ ; Max. 72K $\Omega$
Input voltage	28.8 V DC max
Resolution	10bit ,0.01V
Accuracy at 25 °C	$\pm$ (Max.0.02)V
Accuracy at 55 °C	$\pm$ (Max.0.04)V
Isolation between analog channel and power supply	None
Cable length	10 m max. shielded and twisted
<b>Output parameters:</b>	
Output No.	4 (Q1-Q4)
Output type	2Relay output +2 Transistor(PNP) output
Continuous current	(Q1-Q2)Resistive load 10A/Inductive load 2A (Q3-Q4) Max. 0.3 A per channel
Max. breaking voltage	(Q1-Q2) AC 250 V DC 30 V (Q3-Q4) $\leq$ Supply voltage
Max. Allowable Power Force	(Q1-Q2)1250VA 300W (Q3-Q4) 9 W
Electrical durability Expectancy	10 <sup>5</sup> Operations at Rated Resistive Load
Mechanical life	10 <sup>7</sup> Operations at No Load condition
Response time	Operate Time : 15 mSec. Max. Release Time : 10 mSec. Max.
Built-in protections	Against overloads and short-circuits: No Against overvoltages (*): No
Galvanic isolation	None

PWM frequency(Q3-Q4)	1K HZ
PWM cyclic ratio(Q3-Q4)	0 to 100 %
PWM accuracy at 120Hz(Q3-Q4)	< 0.5 % (20 % → 80 %) load at 10 mA
Max. Breaking current PWM(Q3-Q4)	50 mA
<b>Switch frequency:</b>	
Mechanism	10Hz
Resistor/light load	2Hz
Sensitive load	0.5Hz
<b>Built-in wireless parameters:</b>	
Support 802.11b/g/n wireless standards	
Support TCP/IP/UDP network protocols	
Support work as STA/AP mode	
Support Router/Bridge mode networking	
Support Transparent/Agreement Transmission Mode(Transparent used by EXM CPU)	
Support Friendly Web Configuration Page or configuration by eSmsconfig	
Outdoor 100m with 3dBi antenna and indoor 40m	
FCC /CE Certificated	
<b>GSM parameter</b>	
Type of mobile wireless service	SMS, GPRS
Operating frequency	850MHz,900MHz,1800MHz,1900MHz,
for GPRS transmission / with downlink / maximum	80 kbit/s
for GPRS transmission / with uplink / maximum	40 kbit/s
<b>Other parameters:</b>	
Ethernet port:	Built-In(10M/100M)
Xlogic<--->Xlogic(byWifit)	1 xlogic works as server can connect 32 client xlogics.
Xlogic<--->Etherne/Internet:	xlogic works as TCP server or TCP client
Weight	Approx.300g

## Installation Dimensions & Wiring Diagram



SYSTEM	Operating System requirements	Windows /2000/XP/WIN7/WIN8			
	Programming languages	Function block			
	Program Memory	512			
	Execution Speed	<0.1ms per function			
	LCD Display	4 lines x 16 characters			
	Functions	Up to 70 function blocks			
BASIC	Timers				a.On-delay; b.Off-delay etc. Up to 12 kind Timers
	Maximum Number	512			
	Timing Ranges	10ms--99 h59m			
	Counters				a.Up/down Counter b.Hours Counter c.Frequency Threshold Trigger
	Maximum Number	512			
	Highest Count	99999999			
	Resolution	1			
	RTC				a.Weekly Timer b.Yearly Timer
	Number available	512			
	Resolution	1 min			
	Time span available	Week/year-month-day-hour-min			
	Flags				a.Digital Flag b.Analog Flag
	Digital flags	128			
	Analog flags	256			
	PI Functions				a.PI Controller
	Number available	30			
	Parameter Ranges	1-32767			
	Analog Math				a.Analog Math b.Analog Math Error detection
	Number available	512			
	Function	ADD, Subtract,Multiply, Divide			
Analog Ramp Function				a. Analog Ramp	
Number available	55				
Compare Function				a.Analog compactor b.Comparison of 2 values	
Number available	512				
Special Functions	HMI Screens				a.Message texts
	Number available	128			
	Display/Edit	Preset Current value and Free text			
	SMS Functions (sms message input; sms message output;sms message input output)				
	Number available	(32; 64; 12)			
	Communication Functions				a.Modbus write b.Modbus read
	Number available	512(Only CPU works as Master need these 2 blocks, slave does not need)			
	Word/bit data Conversion	Square Boot	Sin/Cos		RS latch relay
	Data-logger Function	Analog watchdog	Analog filter		Average value
	Pumps Management	Defrost function	Multiplexer		Pulse Relay
Cam Control	Astronomical clock	Stop watch		Boolean function	
Note: 1.Not all program functions are listed in this table i.e. AND,NAND,OR,NOT,NOR,XOR,SHIFT REGISTER,DATA LATCHING RELAY, COMPORT STATUS etc.					