






## Standard Thru-beam Mode (DC)






Bb: RP74 SERIES

Sensing Mode	Connection	Supply Voltage	Output Mode	Part Number
Infrared : 880nm   61m  Standard Thru-beam Mode Sensing Distance: 61 m	2m Cable  	10-40V DC	Emitter	RP74-T061MD-EY9C3L2
			NPN/PNP	RP74-T061MD-CY9C4U2
			NPN/PNP with Timing	RP74-T061MD-CY9C4U2-T
			NPN/PNP with Timing (New)	
	Quick Disconnect (Euro Style)  	10-40V DC	Emitter	RP74-T061MD-EY9Q4LE
			NPN/PNP	RP74-T061MD-CY9Q4UE
			NPN/PNP with Timing	RP74-T061MD-CY9Q4UE-T
			NPN/PNP with Timing (New)	
	Quick Disconnect (Mini Style)  	10-40V DC	Emitter	RP74-T061MD-EY9Q4LN
			NPN/PNP	RP74-T061MD-CY9Q4UN
			NPN/PNP with Timing	RP74-T061MD-CY9Q4UN-T
			NPN/PNP with Timing (New)	
	6" Pig tail (Euro Style)  	10-40V DC	Emitter	RP74-T061MD-EY9P4LE
	NPN/PNP		RP74-T061MD-CY9P4UE	
	NPN/PNP with Timing		RP74-T061MD-CY9P4UE-T	
	NPN/PNP with Timing (New)			

**Note:**

Coming Soon : Part numbers with underline  
 In Preparation: Part numbers with a line through the middle  
 — Bb-01 —

## Standard Thru-beam Mode (AC/DC)

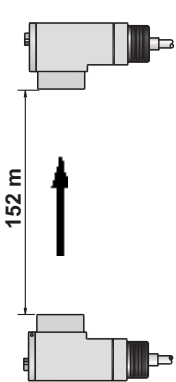




Sensing Mode	Connection	Supply Voltage	Output Mode	Part Number
<b>Infrared : 880nm</b>    <b>Standard Thru-beam Mode</b> <b>Sensing Distance: 61m</b>	<b>2m Cable</b>  	<b>12-240V DC/ 24-240V AC</b>	Emitter (2-wire)	RP74-T061MA-EY9C2L2
			SPDT Relay (5-wire)	RP74-T061MR-CY9C5L2
			SPDT Relay with Timing (5-wire)	RP74-T061MR-CY9C5L2-T
			SPDT Relay with Timing (New) (5-wire)	
			Solid State Isolated N.O. (4-wire)	RP74-T061MS-CY9C4L2
			Solid State Isolated N.O. with Timing (4-wire)	RP74-T061MS-CY9C4L2-T
			Solid State Isolated N.O. with Timing (New) (4-wire)	
			SPST Solid-state Light-ON/Dark-ON (2-wire)	
	<b>Quick Disconnect (Micro Style)</b>  	<b>12-240V DC/ 24-240V AC</b>	Emitter (2-wire)	RP74-T061MA-EY9Q4LM
			Solid State Isolated N.O. (4-wire)	RP74-T061MS-CY9Q4LM
			Solid State Isolated N.O. with Timing (4-wire)	RP74-T061MS-CY9Q4LM-T
			Solid State Isolated N.O. with Timing (New) (4-wire)	
			SPST Solid-state Light-ON/Dark-ON (2-wire)	
			_____	_____
	<b>Quick Disconnect (Mini Style)</b>  	<b>12-240V DC/ 24-240V AC</b>	Emitter (2-wire)	RP74-T061MA-EY9Q4LN
			SPDT Relay (5-wire)	RP74-T061MR-CY9Q5LN
			SPDT Relay with Timing (5-wire)	RP74-T061MR-CY9Q5LN-T
			SPDT Relay with Timing (New) (5-wire)	
			Solid State Isolated N.O. (4-wire)	RP74-T061MS-CY9Q4LN
			Solid State Isolated N.O. with Timing (4-wire)	RP74-T061MS-CY9Q4LN-T
			Solid State Isolated N.O. with Timing (New) (4-wire)	
			SPST Solid-state Light-ON/Dark-ON (2-wire)	
	<b>6" Pig tail (Micro Style)</b>  	<b>12-240V DC/ 24-240V AC</b>	Emitter (2-wire)	RP74-T061MA-EY9P4LM
			SPDT Relay (5-wire)	RP74-T061MR-CY9P5LM
			SPDT Relay with Timing (5-wire)	RP74-T061MR-CY9P5LM-T
			SPDT Relay with Timing (New) (5-wire)	
			Solid State Isolated N.O. (4-wire)	RP74-T061MS-CY9P4LM
			Solid State Isolated N.O. with Timing (4-wire)	RP74-T061MS-CY9P4LM-T
Solid State Isolated N.O. with Timing (New) (4-wire)				
SPST Solid-state Light-ON/Dark-ON (2-wire)				

**Note:**  
 Coming Soon : Part numbers with underline  
 In Preparation: Part numbers with a line through the middle  
 — Bb-02 —

Bb : RP74 SERIES

## Long Range Thru-beam Mode (DC)

Bb: RP74 SERIES






Sensing Mode	Connection	Supply Voltage	Output Mode	Part Number
<p>Infrared : 880nm</p>  <p>152 m</p> <p>Long Range Thru-beam Mode Sensing Distance: 152m</p>	<p>2m Cable</p> 	<p>10-40V DC</p>	Emitter	RP74-T152MD-EY9C3L2
			NPN/PNP	RP74-T152MD-CY9C4U2
			NPN/PNP with Timing	RP74-T152MD-CY9C4U2-T
			NPN/PNP with Timing (New)	
	<p>Quick Disconnect (Euro Style)</p> 	<p>10-40V DC</p>	Emitter	RP74-T152MD-EY9Q4LE
			NPN/PNP	RP74-T152MD-CY9Q4UE
			NPN/PNP with Timing	RP74-T152MD-CY9Q4UE-T
			NPN/PNP with Timing (New)	
	<p>Quick Disconnect (Mini Style)</p> 	<p>10-40V DC</p>	Emitter	RP74-T152MD-EY9Q4LN
			NPN/PNP	RP74-T152MD-CY9Q4UN
			NPN/PNP with Timing	RP74-T152MD-CY9Q4UN-T
			NPN/PNP with Timing (New)	
<p>6" Pig tail (Euro Style)</p> 	<p>10-40V DC</p>	Emitter	RP74-T152MD-EY9P4LE	
		NPN/PNP	RP74-T152MD-CY9P4UE	
		NPN/PNP with Timing	RP74-T152MD-CY9P4UE-T	
		NPN/PNP with Timing (New)		

**Note:**

Coming Soon : Part numbers with underline

In Preparation: Part numbers with a line through the middle

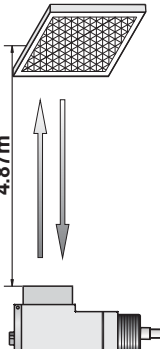




## Long Range Thru-beam Mode (AC/DC)

Sensing Mode	Connection	Supply Voltage	Output Mode	Part Number
<p style="text-align: center;">Infrared : 880nm</p>  <p style="text-align: center;">Long Range Thru-beam Mode Sensing Distance: 152m</p>	<p>2m Cable</p> 	<p>12-240V DC/ 24-240V AC</p>	Emitter (2-wire)	RP74-T152MA-EY9C2L2
			SPDT Relay (5-wire)	RP74-T152MR-CY9C5L2
			SPDT Relay with Timing (5-wire)	RP74-T152MR-CY9C5L2-T
			SPDT Relay with Timing (New) (5-wire)	
			Solid State Isolated N.O. (4-wire)	RP74-T152MS-CY9C4L2
			Solid State Isolated N.O. with Timing (4-wire)	RP74-T152MS-CY9C4L2-T
			Solid State Isolated N.O. with Timing (New) (4-wire)	
			SPST Solid-state Light-ON/Dark-ON (2-wire)	
	<p>Quick Disconnect (Micro Style)</p> 	<p>12-240V DC/ 24-240V AC</p>	Emitter (2-wire)	RP74-T152MA-EY9Q4LM
			Solid State Isolated N.O. (4-wire)	RP74-T152MS-CY9Q4LM
			Solid State Isolated N.O. with Timing (4-wire)	RP74-T152MS-CY9Q4LM-T
			Solid State Isolated N.O. with Timing (New) (4-wire)	
			SPST Solid-state Light-ON/Dark-ON (2-wire)	
			_____	_____
			_____	_____
	<p>Quick Disconnect (Mini Style)</p> 	<p>12-240V DC/ 24-240V AC</p>	Emitter (2-wire)	RP74-T152MA-EY9Q4LN
			SPDT Relay (5-wire)	RP74-T152MR-CY9Q5LN
			SPDT Relay with Timing (5-wire)	RP74-T152MR-CY9Q5LN-T
			SPDT Relay with Timing (New) (5-wire)	
			Solid State Isolated N.O. (4-wire)	RP74-T152MS-CY9Q4LN
			Solid State Isolated N.O. with Timing (4-wire)	RP74-T152MS-CY9Q4LN-T
			Solid State Isolated N.O. with Timing (New) (4-wire)	
			SPST Solid-state Light-ON/Dark-ON (2-wire)	
	<p>6" Pig tail (Micro Style)</p> 	<p>12-240V DC/ 24-240V AC</p>	Emitter (2-wire)	RP74-T152MA-EY9P4LM
			SPDT Relay (5-wire)	RP74-T152MR-CY9P5LM
			SPDT Relay with Timing (5-wire)	RP74-T152MR-CY9P5LM-T
			SPDT Relay with Timing (New) (5-wire)	
			Solid State Isolated N.O. (4-wire)	RP74-T152MS-CY9P4LM
Solid State Isolated N.O. with Timing (4-wire)			RP74-T152MS-CY9P4LM-T	
Solid State Isolated N.O. with Timing (New) (4-wire)				
SPST Solid-state Light-ON/Dark-ON (2-wire)				

**Note:**  
 Coming Soon : Part numbers with underline  
 In Preparation: Part numbers with a line through the middle  
 — Bb-04 —

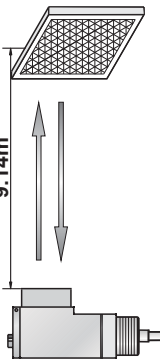


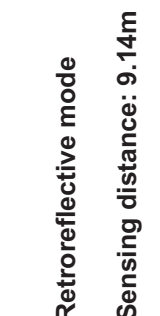


Bb: RP74 SERIES

## Retroreflective Mode

Sensing mode	Connection	Supply Voltage	Output mode	Part number
<p>Red light : 660nm</p>  <p>4.87m</p>	<p>Cable</p> 	10-40V DC	NPN/PNP	RP74-L4870D-CY6C4U2-PF
			NPN/PNP with Timing	RP74-L4870D-CY6C4U2-TP
		12-240VDC/ 24-240VAC	SPDT Relay	RP74-L4870R-CY6C5L2-PF
			SPDT Relay with Timing	RP74-L4870R-CY6C5L2-TP
			Solid State Isolated N.O.	RP74-L4870S-CY6C4U2-PF
			Solid State Isolated N.O. With Timing	RP74-L4870S-CY6C4U2-TP
	<p>Quick Disconnect</p> 	10-40V DC (Euro)	NPN/PNP	RP74-L4870D-CY6Q4UE-PF
			NPN/PNP with Timing	RP74-L4870D-CY6Q4UE-TP
		12-240VDC/ 24-240VAC (Micro)	Solid State Isolated N.O.	RP74-L4870S-CY6Q4UM-PF
			Solid State Isolated N.O. with Timing	RP74-L4870S-CY6Q4UM-TP
<p>Retroreflective mode with polarized</p> <p>Sensing distance: 4.87m</p> 	<p>Quick Disconnect (Mini)</p>	10-40V DC	NPN/PNP	RP74-L4870D-CY6Q4UN-PF
			NPN/PNP with Timing	RP74-L4870D-CY6Q4UN-TP
	12-240VDC/ 24-240VAC	SPDT Relay	RP74-L4870R-CY6Q5LN-PF	
		SPDT Relay with Timing	RP74-L4870R-CY6Q5LN-TP	
		Solid State Isolated N.O.	RP74-L4870S-CY6Q4UN-PF	
		Solid State Isolated N.O. with Timing	RP74-L4870S-CY6Q4UN-TP	
	<p>Pig tail</p> 	10-40V DC	NPN/PNP	RP74-L4870D-CY6P4U-PF
			NPN/PNP with Timing	RP74-L4870D-CY6P4U-TP
		12-240VDC/ 24-240VAC	SPDT Relay	RP74-L4870R-CY6P5L-PF
			SPDT Relay with Timing	RP74-L4870R-CY6P5L-TP
Solid State Isolated N.O.			RP74-L4870S-CY6P4U-PF	
Solid State Isolated N.O. with Timing			RP74-L4870S-CY6P4U-TP	






## Retroreflective Mode

Bb: RP74 SERIES

Sensing mode	Connection	Supply Voltage	Output mode	Part number
<p>Red light : 660nm</p>  <p>9.14m</p>	<p>Cable</p> 	10-40V DC	NPN/PNP	RP74-L9140D-CY6C4U2
			NPN/PNP with Timing	RP74-L9140D-CY6C4U2-T
		12-240VDC/ 24-240VAC	SPDT Relay	RP74-L9140R-CY6C5L2
			SPDT Relay with Timing	RP74-L9140R-CY6C5L2-T
			Solid State Isolated N.O.	RP74-L9140S-CY6C4U2
	Solid State Isolated N.O. with Timing	RP74-L9140S-CY6C4U2-T		
	<p>Quick Disconnect</p> 	10-40V DC (Euro)	NPN/PNP	RP74-L9140D-CY6Q4UE
			NPN/PNP with Timing	RP74-L9140D-CY6Q4UE-T
		12-240VDC/ 24-240VAC (Micro)	Solid State Isolated N.O.	RP74-L9140S-CY6Q4UM
			Solid State Isolated N.O. with Timing	RP74-L9140S-CY6Q4UM-T
<p>Retroreflective mode</p> <p>Sensing distance: 9.14m</p>  <p>9.14m</p>	<p>Quick Disconnect (Mini)</p> 	10-40V DC	NPN/PNP	RP74-L9140D-CY6Q4UN
			NPN/PNP with Timing	RP74-L9140D-CY6Q4UN-T
	12-240VDC/ 24-240VAC	SPDT Relay	RP74-L9140R-CY6Q5LN	
		SPDT Relay with Timing	RP74-L9140R-CY6Q5LN-T	
		Solid State Isolated N.O.	RP74-L9140S-CY6Q4UN	
		Solid State Isolated N.O. with Timing	RP74-L9140S-CY6Q4UN-T	
	<p>Pig tail</p> 	10-40V DC	NPN/PNP	RP74-L9140D-CY6P4U
			NPN/PNP with Timing	RP74-L9140D-CY6P4U-T
		12-240VDC/ 24-240VAC	SPDT Relay	RP74-L9140R-CY6P5L
			SPDT Relay with Timing	RP74-L9140R-CY6P5L-T
Solid State Isolated N.O.			RP74-L9140S-CY6P4U	
Solid State Isolated N.O. with Timing			RP74-L9140S-CY6P4U-T	

## Standard Diffuse Mode

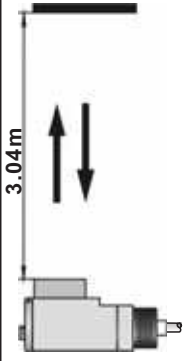




Bb: RP74 SERIES

Sensing Mode	Connection	Supply Voltage	Output Mode	Part Number
<p>Infrared: 880nm</p> <p>1.52 m</p> <p>Standard Diffuse Mode</p> <p>Sensing Distance: 1.52m</p> 	<p>2m Cable</p> 	10-40V DC	NPN/PNP	RP74-D1520D-CY9C4U2
			NPN/PNP with Timing	RP74-D1520D-CY9C4U2-T
			NPN/PNP with Timing (New)	
		12-240V DC/ 24-240V AC	SPDT Relay (5-wire)	RP74-D1520R-CY9C5L2
			SPDT Relay with Timing (5-wire)	RP74-D1520R-CY9C5L2-T
			SPDT Relay with Timing (New) (5-wire)	
			Solid State Isolated N.O. (4-wire)	RP74-D1520S-CY9C4L2
			Solid State Isolated N.O. with Timing (4-wire)	RP74-D1520S-CY9C4L2-T
			Solid State Isolated N.O. with Timing (New) (4-wire)	
	SPST Solid-state Light-ON/Dark-ON (2-wire)			
	<p>Quick Disconnect</p> 	10-40V DC (Euro-style)	NPN/PNP	RP74-D1520D-CY9Q4UE
			NPN/PNP with Timing	RP74-D1520D-CY9Q4UE-T
			NPN/PNP with Timing (New)	
		12-240V DC/ 24-240V AC (Micro-style)	Solid State Isolated N.O. (4-wire)	RP74-D1520S-CY9Q4LM
			Solid State Isolated N.O. with Timing (4-wire)	RP74-D1520S-CY9Q4LM-T
			Solid State Isolated N.O. with Timing (New) (4-wire)	
			SPST Solid-state Light-ON/Dark-ON (2-wire)	
			_____	_____
			_____	_____
	<p>Quick Disconnect</p> 	10-40V DC (Mini-style)	NPN/PNP	RP74-D1520D-CY9Q4UN
			NPN/PNP with Timing	RP74-D1520D-CY9Q4UN-T
			NPN/PNP with Timing (New)	
		12-240V DC/ 24-240V AC (Mini-style)	SPDT Relay (5-wire)	RP74-D1520R-CY9Q5LN
			SPDT Relay with Timing (5-wire)	RP74-D1520R-CY9Q5LN-T
SPDT Relay with Timing (New) (5-wire)				
Solid State Isolated N.O. (4-wire)			RP74-D1520S-CY9Q4LN	
Solid State Isolated N.O. with Timing (4-wire)			RP74-D1520S-CY9Q4LN-T	
Solid State Isolated N.O. with Timing (New) (4-wire)				
SPST Solid-state Light-ON/Dark-ON (2-wire)				
<p>6" Pig tail</p> 	10-40V DC (Euro-style)	NPN/PNP	RP74-D1520D-CY9P4UE	
		NPN/PNP with Timing	RP74-D1520D-CY9P4UE-T	
		NPN/PNP with Timing (New)		
	12-240V DC/ 24-240V AC (Micro-style)	SPDT Relay (5-wire)	RP74-D1520R-CY9P5LM	
		SPDT Relay with Timing (5-wire)	RP74-D1520R-CY9P5LM-T	
		SPDT Relay with Timing (New) (5-wire)		
		Solid State Isolated N.O. (4-wire)	RP74-D1520S-CY9P4LM	
		Solid State Isolated N.O. with Timing (4-wire)	RP74-D1520S-CY9P4LM-T	
		Solid State Isolated N.O. with Timing (New) (4-wire)		
SPST Solid-state Light-ON/Dark-ON (2-wire)				

**Note:**

Coming Soon : Part numbers with underline  
 In Preparation: Part numbers with a line through the middle  
 — Bb-09 —

## Long Range Diffuse Mode

Sensing Mode	Connection	Supply Voltage	Output Mode	Part Number
<p style="text-align: center;">Infrared: 880nm</p>  <p style="text-align: center;">Long Range Diffuse Mode Sensing Distance: 3.04m</p>	<p>2m Cable</p> 	10-40V DC	NPN/PNP	RP74-D3040D-CY9C4U2
			NPN/PNP with Timing	RP74-D3040D-CY9C4U2-T
			NPN/PNP with Timing (New)	
		12-240V DC/ 24-240V AC	SPDT Relay (5-wire)	RP74-D3040R-CY9C5L2
			SPDT Relay with Timing (5-wire)	RP74-D3040R-CY9C5L2-T
			SPDT Relay with Timing (New) (5-wire)	
			Solid State Isolated N.O. (4-wire)	RP74-D3040S-CY9C4L2
			Solid State Isolated N.O. with Timing (4-wire)	RP74-D3040S-CY9C4L2-T
			Solid State Isolated N.O. with Timing (New) (4-wire)	
	SPST Solid-state Light-ON/Dark-ON (2-wire)			
	<p>Quick Disconnect</p> 	10-40V DC (Euro-style)	NPN/PNP	RP74-D3040D-CY9Q4UE
			NPN/PNP with Timing	RP74-D3040D-CY9Q4UE-T
			NPN/PNP with Timing (New)	
		12-240V DC/ 24-240V AC (Micro-style)	Solid State Isolated N.O. (4-wire)	RP74-D3040S-CY9Q4LM
			Solid State Isolated N.O. with Timing (4-wire)	RP74-D3040S-CY9Q4LM-T
			Solid State Isolated N.O. with Timing (New) (4-wire)	
			SPST Solid-state Light-ON/Dark-ON (2-wire)	
			_____	_____
			_____	_____
	<p>Quick Disconnect</p> 	10-40V DC (Mini-style)	NPN/PNP	RP74-D3040D-CY9Q4UN
			NPN/PNP with Timing	RP74-D3040D-CY9Q4UN-T
			NPN/PNP with Timing (New)	
		12-240V DC/ 24-240V AC (Mini-style)	SPDT Relay (5-wire)	RP74-D3040R-CY9Q5LN
			SPDT Relay with Timing (5-wire)	RP74-D3040R-CY9Q5LN-T
SPDT Relay with Timing (New) (5-wire)				
Solid State Isolated N.O. (4-wire)			RP74-D3040S-CY9Q4LN	
Solid State Isolated N.O. with Timing (4-wire)			RP74-D3040S-CY9Q4LN-T	
Solid State Isolated N.O. with Timing (New) (4-wire)				
SPST Solid-state Light-ON/Dark-ON (2-wire)				
<p>6" Pig tail</p> 	10-40V DC (Euro-style)	NPN/PNP	RP74-D3040D-CY9P4UE	
		NPN/PNP with Timing	RP74-D3040D-CY9P4UE-T	
		NPN/PNP with Timing (New)		
	12-240V DC/ 24-240V AC (Micro-style)	SPDT Relay (5-wire)	RP74-D3040R-CY9P5LM	
		SPDT Relay with Timing (5-wire)	RP74-D3040R-CY9P5LM-T	
		SPDT Relay with Timing (New) (5-wire)		
		Solid State Isolated N.O. (4-wire)	RP74-D3040S-CY9P4LM	
		Solid State Isolated N.O. with Timing (4-wire)	RP74-D3040S-CY9P4LM-T	
		Solid State Isolated N.O. with Timing (New) (4-wire)		
SPST Solid-state Light-ON/Dark-ON (2-wire)				

**Note:**

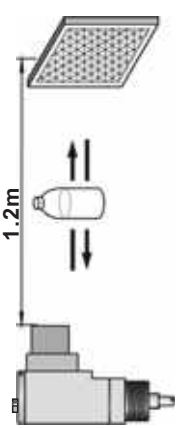




Coming Soon : Part numbers with underline  
 In Preparation: Part numbers with a line through the middle  
 — Bb-10 —

Bb: RP74 SERIES



## Clear Object Detector

Bb: RP74 SERIES






Sensing Mode	Connection	Supply Voltage	Output Mode	Part Number
<p>Red light : 660nm</p>  <p>1.2m</p> <p>Clear Object Detector Sensing Distance: 1.2m (Note)</p>	<p>2m Cable</p> 	10-40V DC	NPN/PNP	RP74-S1200D-CY6C4U2
			NPN/PNP with Timing	RP74-S1200D-CY6C4U2-T
			NPN/PNP with Timing (New)	
		12-240V DC/ 24-240V AC	SPDT Relay (5-wire)	RP74-S1200R-CY6C5L2
			SPDT Relay with Timing (5-wire)	RP74-S1200R-CY6C5L2-T
			SPDT Relay with Timing (New) (5-wire)	RP74-S1200R-CY6C5L2-T/N
			Solid State Isolated N.O. (4-wire)	RP74-S1200S-CY6C4L2
			Solid State Isolated N.O. with Timing (4-wire)	RP74-S1200S-CY6C4L2-T
			Solid State Isolated N.O. with Timing (New) (4-wire)	
			SPST Solid-state Light-ON/Dark-ON (2-wire)	
	<p>Quick Disconnect</p> 	10-40V DC (Euro-style)	NPN/PNP	RP74-S1200D-CY6Q4UE
			NPN/PNP with Timing	RP74-S1200D-CY6Q4UE-T
			NPN/PNP with Timing (New)	
		12-240V DC/ 24-240V AC (Micro-style)	Solid State Isolated N.O. (4-wire)	RP74-S1200S-CY6Q4LM
			Solid State Isolated N.O. with Timing (4-wire)	RP74-S1200S-CY6Q4LM-T
			Solid State Isolated N.O. with Timing (New) (4-wire)	
			SPST Solid-state Light-ON/Dark-ON (2-wire)	
			_____	_____
			_____	_____
			_____	_____
	<p>Quick Disconnect</p> 	10-40V DC (Mini-style)	NPN/PNP	RP74-S1200D-CY6Q4UN
			NPN/PNP with Timing	RP74-S1200D-CY6Q4UN-T
			NPN/PNP with Timing (New)	
		12-240V DC/ 24-240V AC (Mini-style)	SPDT Relay (5-wire)	RP74-S1200R-CY6Q5LN
SPDT Relay with Timing (5-wire)			RP74-S1200R-CY6Q5LN-T	
SPDT Relay with Timing (New) (5-wire)			RP74-S1200R-CY6Q5LN-T/N	
Solid State Isolated N.O. (4-wire)			RP74-S1200S-CY6Q4LN	
Solid State Isolated N.O. with Timing (4-wire)			RP74-S1200S-CY6Q4LN-T	
Solid State Isolated N.O. with Timing (New) (4-wire)				
SPST Solid-state Light-ON/Dark-ON (2-wire)				
<p>6" Pig tail</p> 	10-40V DC (Euro-style)	NPN/PNP	RP74-S1200D-CY6P4UE	
		NPN/PNP with Timing	RP74-S1200D-CY6P4UE-T	
		NPN/PNP with Timing (New)		
	12-240V DC/ 24-240V AC (Micro-style)	SPDT Relay (5-wire)	RP74-S1200R-CY6P5LM	
		SPDT Relay with Timing (5-wire)	RP74-S1200R-CY6P5LM-T	
		SPDT Relay with Timing (New) (5-wire)	RP74-S1200R-CY6P5LM-T/N	
		Solid State Isolated N.O. (4-wire)	RP74-S1200S-CY6P4LM	
		Solid State Isolated N.O. with Timing (4-wire)	RP74-S1200S-CY6P4LM-T	
		Solid State Isolated N.O. with Timing (New) (4-wire)		
		SPST Solid-state Light-ON/Dark-ON (2-wire)		

Note: Used with RE-D82 (supplied with sensor) reflector.

Coming Soon : Part numbers with underline

In Preparation: Part numbers with a line through the middle






## Plastic Fiber Optic Mode

Sensing Mode	Connection	Supply Voltage	Output Mode	Part Number
<b>Red light: 660nm</b>    <b>Plastic Fiber-Optic Mode</b> <b>Sensing Distance (Note)</b>	<b>2m Cable</b>  	10-40V DC	NPN/PNP	RP74-FPFD-CY6C4U2
			NPN/PNP with Timing	RP74-FPFD-CY6C4U2-T
			NPN/PNP with Timing (New)	
		12-240V DC/ 24-240V AC	SPDT Relay (5-wire)	
			SPDT Relay with Timing (5-wire)	
			SPDT Relay with Timing (New) (5-wire)	
			Solid State Isolated N.O. (4-wire)	
			Solid State Isolated N.O. with Timing (4-wire)	
			Solid State Isolated N.O. with Timing (New) (4-wire)	
			SPST Solid-state Light-ON/Dark-ON (2-wire)	
	<b>Quick Disconnect</b>  	10-40V DC (Euro-style)	NPN/PNP	RP74-FPFD-CY6Q4UE
			NPN/PNP with Timing	RP74-FPFD-CY6Q4UE-T
			NPN/PNP with Timing (New)	
		12-240V DC/ 24-240V AC (Micro-style)	Solid State Isolated N.O. (4-wire)	
			Solid State Isolated N.O. with Timing (4-wire)	
			Solid State Isolated N.O. with Timing (New) (4-wire)	
			SPST Solid-state Light-ON/Dark-ON (2-wire)	
			_____	_____
			_____	_____
	<b>Quick Disconnect</b>  	10-40V DC (Mini-style)	NPN/PNP	RP74-FPFD-CY6Q4UN
NPN/PNP with Timing			RP74-FPFD-CY6Q4UN-T	
NPN/PNP with Timing (New)				
12-240V DC/ 24-240V AC (Mini-style)		SPDT Relay (5-wire)		
		SPDT Relay with Timing (5-wire)		
		SPDT Relay with Timing (New) (5-wire)		
		Solid State Isolated N.O. (4-wire)		
		Solid State Isolated N.O. with Timing (4-wire)		
		Solid State Isolated N.O. with Timing (New) (4-wire)		
		SPST Solid-state Light-ON/Dark-ON (2-wire)		
<b>6" Pig tail</b>  		10-40V DC (Euro-style)	NPN/PNP	RP74-FPFD-CY6P4UE
			NPN/PNP with Timing	RP74-FPFD-CY6P4UE-T
			NPN/PNP with Timing (New)	
	12-240V DC/ 24-240V AC (Micro-style)	SPDT Relay (5-wire)		
		SPDT Relay with Timing (5-wire)		
		SPDT Relay with Timing (New) (5-wire)		
		Solid State Isolated N.O. (4-wire)		
		Solid State Isolated N.O. with Timing (4-wire)		
		Solid State Isolated N.O. with Timing (New) (4-wire)		
		SPST Solid-state Light-ON/Dark-ON (2-wire)		

**Note:** Depends on fiber optic used (Please see our **Glass Fiber & Plastic Fiber** catalogue for detail information).  
**Coming Soon :** Part numbers with underline  
**In Preparation:** Part numbers with a line through the middle

## Glass Fiber Optic Mode

Bb: RP74 SERIES

Sensing Mode	Connection	Supply Voltage	Output Mode	Part Number
<b>Infrared: 880nm</b>    <b>Glass Fiber-Optic Mode Sensing Distance (Note)</b>	<b>2m Cable</b>  	10-40V DC	NPN/PNP	RP74-FGFD-CY9C4U2
			NPN/PNP with Timing	RP74-FGFD-CY9C4U2-T
			NPN/PNP with Timing (New)	
		12-240V DC/ 24-240V AC	SPDT Relay (5-wire)	RP74-FGFR-CY9C5L2
			SPDT Relay with Timing (5-wire)	RP74-FGFR-CY9C5L2-T
			SPDT Relay with Timing (New) (5-wire)	
			Solid State Isolated N.O. (4-wire)	RP74-FGFS-CY9C4L2
			Solid State Isolated N.O. with Timing (4-wire)	RP74-FGFS-CY9C4L2-T
			Solid State Isolated N.O. with Timing (New) (4-wire)	
	SPST Solid-state Light-ON/Dark-ON (2-wire)			
	<b>Quick Disconnect</b>  	10-40V DC (Euro-style)	NPN/PNP	RP74-FGFD-CY9Q4UE
			NPN/PNP with Timing	RP74-FGFD-CY9Q4UE-T
			NPN/PNP with Timing (New)	
		12-240V DC/ 24-240V AC (Micro-style)	Solid State Isolated N.O. (4-wire)	RP74-FGFS-CY9Q4LM
			Solid State Isolated N.O. with Timing (4-wire)	RP74-FGFS-CY9Q4LM-T
			Solid State Isolated N.O. with Timing (New) (4-wire)	
			SPST Solid-state Light-ON/Dark-ON (2-wire)	
			————	————
			————	————
	<b>Quick Disconnect</b>  	10-40V DC (Mini-style)	NPN/PNP	RP74-FGFD-CY9Q4UN
			NPN/PNP with Timing	RP74-FGFD-CY9Q4UN-T
			NPN/PNP with Timing (New)	
		12-240V DC/ 24-240V AC (Mini-style)	SPDT Relay (5-wire)	RP74-FGFR-CY9Q5LN
			SPDT Relay with Timing (5-wire)	RP74-FGFR-CY9Q5LN-T
SPDT Relay with Timing (New) (5-wire)				
Solid State Isolated N.O. (4-wire)			RP74-FGFS-CY9Q4LN	
Solid State Isolated N.O. with Timing (4-wire)			RP74-FGFS-CY9Q4LN-T	
Solid State Isolated N.O. with Timing (New) (4-wire)				
SPST Solid-state Light-ON/Dark-ON (2-wire)				
<b>6" Pig tail</b>  		10-40V DC (Euro-style)	NPN/PNP	RP74-FGFD-CY9P4UE
			NPN/PNP with Timing	RP74-FGFD-CY9P4UE-T
			NPN/PNP with Timing (New)	
		12-240V DC/ 24-240V AC (Micro-style)	SPDT Relay (5-wire)	RP74-FGFR-CY9P5LM
			SPDT Relay with Timing (5-wire)	RP74-FGFR-CY9P5LM-T
	SPDT Relay with Timing (New) (5-wire)			
	Solid State Isolated N.O. (4-wire)		RP74-FGFS-CY9P4LM	
	Solid State Isolated N.O. with Timing (4-wire)		RP74-FGFS-CY9P4LM-T	
	Solid State Isolated N.O. with Timing (New) (4-wire)			
SPST Solid-state Light-ON/Dark-ON (2-wire)				

Note: Depends on fiber optic used (Please see our Glass Fiber & Plastic Fiber catalogue for detail information).  
 Coming Soon : Part numbers with underline  
 In Preparation: Part numbers with a line through the middle

## Specifications (DC)

Item \ Sensing Mode	Retroreflective	Diffuse	Clear Object Detector	Thru-beam	Fiber Optic
Sensing Range (Adjustable)	15 m (standard) 10 m (polarized) (Note)	1.52m (standard) 3.04m (long range)	1.2m (Note)	61m or 152m	Depends on Fiber optic cable
Field of View	1.5°	3.5° (standard) 6.5° (long range)	1.5°	1.5°	—
Light Source	Visible red 660nm	Infrared 880nm	Red 660nm	Infrared 880nm	Visible red 660nm or Infrared 880nm
Indicator LEDs	Green: Power Yellow: Output Red: Margin				
Response Time	2 ms(Thru-beam's receiver is with 5ms)				
Supply Voltage	10-40V DC (Ripple<=10%)				
Output Type	NPN/PNP				
Max. Load Current	250 mA				
No Load Current	<30 mA				
Max. Leakage Current	<10 uA				
Voltage Drop	<2.5 V				
Operation Mode	Light-ON/Dark-ON selectable via switch				
Housing Material	Glass fiber reinforced plastic				
Lens Material	Acrylic				
Cover Gasket Material	Neoprene				
Enclosure Rating	IP67				
Circuit Protection	Outputs short circuit and over current protected, Vs reverse polarity protected				
Time Options	No delay, On delay, Off delay, One-shot(with timer mode only)				
Time Settings	Adjustable, 0.1...1.5 s or 0...15s (with timer mode only)				
Ambient Operating Temperature	-25...55°C				
Storage Temperature	-40...70°C				
Relative Humidity	5% to 95%				
EMC	IEC 60947-5-2, Parts 7.2.6.1. 2.3 or RFI>3V/m(in 30-1000MHZ), EFT>1KV, ESD>4KV(contact)				
Voltage Withstand Ability	IEC 60947-5-2, Part 8.3.3.4 or 500VDC for one min, between all supply terminals connected together and enclosure				
Insulation Resistance	>20M Ω , with 500V DC megger between all supply terminals connected together and enclosure				
Vibration Resistance	IEC 60947-5-2, Part 7.4.2 or 10-55Hz, 1.0mm amplitude in x , y and z directions for 30 min				
Shock Resistance	IEC 60947-5-2, Part 7.4.1 or 30g, 11ms in x , y and z directions for six time each				
Mounting Bracket	RP74-A1 or RP74-A2 or RP74-A3 (please see Accessories)				
Cable	2m 6.1ϕ 4X0.5 5X0.5 (Emitter :3X0.5) PVC.				
Pigtail Type	See Pigtail Series or our Cables & Connectors catalogue.				

Note: Used with RE-D82 (supplied with sensor) reflector.

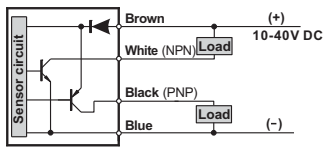
## Specifications (AC/DC)

Item	Sensing Mode				
	Retroreflective	Diffuse	Clear Object Detector	Thru-beam	Fiber Optic
Sensing Range (Adjustable)	15 m (standard) 10 m (polarized) (Note)	1.52m (standard) 3.04m (long range)	1.2m (Note)	61m or 152m	Depends on Fiber optic cable
Field of View	1.5°	3.5° (standard) 6.5° (long range)	1.5°	1.5°	—
Light Source	Visible red 660nm	Infrared 880nm	Visible red 660nm	Infrared 880nm	Visible red 660nm or Infrared 880nm
Indicator LEDs	Green: Power Yellow: Output Red: Margin				
Output Type	SPDT EM Relay , Solid State Isolated N.O. , SPST solid-state				
Supply Voltage	12-240V DC/24-240V AC				
Response Time	SPDT EM Relay output: 15ms Solid State Isolated N.O. output: 2ms SPST SCR solid-state relay output: 8ms(thru-beam's receiver units : SPST EM Relay output: 23ms; Solid state Isolated N.O. output: 15ms; SPST SCR solid-state relay output: 2ms ON and 1ms OFF ), response time is independent of signal strength				
Max. Load Current	SPDT EM Relay: 10A at 120V AC, 5A at 240V AC, 10A at 28V AC Solid State Isolate N.O. : 300mA at 240V AC/DC SPST SCR solid-state relay: 300mA to 50°C ambient, 100mA to 70°C ambient				
No Load Current	<30 mA				
Max. Leakage Current	SPDT EM Relay: 0 ; Solid State Isolate N.O. : 1mA at 240VAC SPST SCR solid-state relay: less than 1.7 mA rms				
Operation Mode	SPST EM Relay and Solid State Isolated N.O: Light or dark switching selectable via switch SPST solid-state output: Light/Dark operate select switch				
Housing Material	Glass fiber reinforced plastic				
Lens Material	Acrylic				
Cover Gasket Material	Neoprene				
Enclosure Rating	IP67				
Circuit Protection	Output short circuit protected (Only for SPST Solid State output type sensor)				
Time Options	No delay, On delay, Off delay, One-shot (with timer mode only)				
Time Settings	Adjustable, 0.1...1.5s or 0...15s (with timer mode only)				
Ambient Operating Temperature	-25...55°C				
Storage Temperature	-40...70°C				
Relative Humidity	5% to 95%				
EMC	IEC 60947-5-2, Parts 7.2.6.1. 2.3 or RFI>3V/m(in 30-1000MHZ), EFT>1KV, ESD>4KV(contact)				
Voltage Withstand Ability	IEC 60947-5-2, Part 8.3.3.4 or 1500VAC for one min, between all supply terminals connected together and enclosure				
Insulation Resistance	>20M Ω , with 1500V AC megger between all supply terminals connected together and enclosure				
Vibration Resistance	IEC 60947-5-2, Part 7.4.2 or 10-55Hz, 1.0mm amplitude in x , y and z directions for 30 min				
Shock Resistance	IEC 60947-5-2, Part 7.4.1 or 30g, 11ms in x , y and z directions for six time each				
Mounting Bracket	RP74-A1 or RP74-A2 or RP74-A3 (please see Accessories)				
Cable	2m 6.1φ 4X0.5 5X0.5 (Emitter :3X0.5) PVC.				
Pigtail Type	See Pigtail Series or our Cables & Connectors catalogue.I				

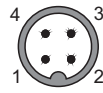
Note: Used with RE-D82 (supplied with sensor) reflector.

## Connection Diagrams

### NPN/PNP Connector pin position

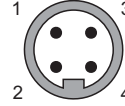


**Euro-style**



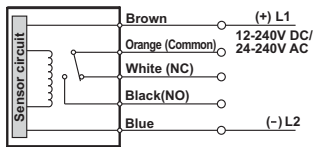
1. Brown (+)
2. White (NPN output)
3. Blue (-)
4. Black (PNP output)

**Mini-style**

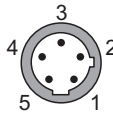


1. Brown (+)
2. White (NPN output)
3. Blue (-)
4. Black (PNP output)

### SPDT Relay Version Connector pin position

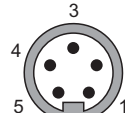


**Micro-style**



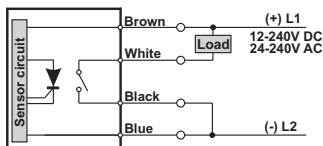
1. Red/white (L1)
2. Red (L2)
3. Green (Common)
4. Red/yellow (N.O.)
5. Red/black (N.C.)

**Mini-style**

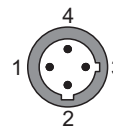


1. Black (N.O.)
2. Blue (L2)
3. Orange (Common)
4. Brown (L1)
5. White (N.C.)

### Solid State Isolated Relay Connector pin position




**Micro-style**



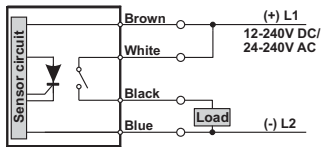
1. Red/black (L2)
2. Red/white (L1)
3. Red (Output)
4. Green (Output)

**Mini-style**

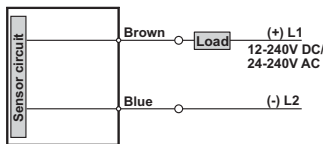


1. Brown (L1)
2. White (Output)
3. Blue (L2)
4. Black (Output)

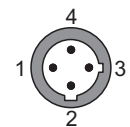
OR



### SPST solid-state (AC/DC) Connector pin position

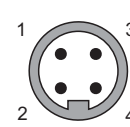


**Micro-style**



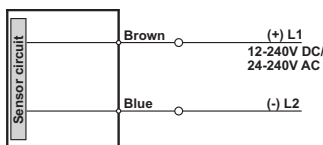
1. Red/black (L2)
2. Red/white (L1)
3. Not used
4. Not used

**Mini-style**

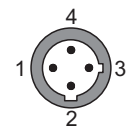


1. Brown (L1)
3. Blue (L2)
2. Not used
4. Not used

### Emitter of Thru-beam Mode (AC/DC) Connector pin position

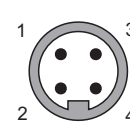


**Micro-style**



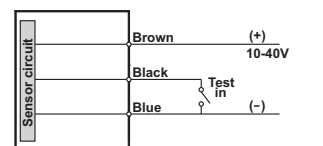
1. Red/black (L2)
2. Red/white (L1)
3. Not used
4. Not used

**Mini-style**

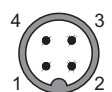


1. Brown (L1)
3. Blue (L2)
2. Not used
4. Not used

### Emitter of Thru-beam Mode (DC) Connector pin position



**Euro-style**



1. Brown (+)
2. Not used
3. Blue (-)
4. Black (Test in)

**Mini-style**

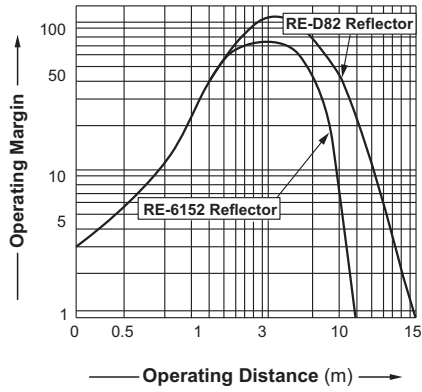


1. Brown (+)
2. Not used
3. Blue (-)
4. Black (Test in)

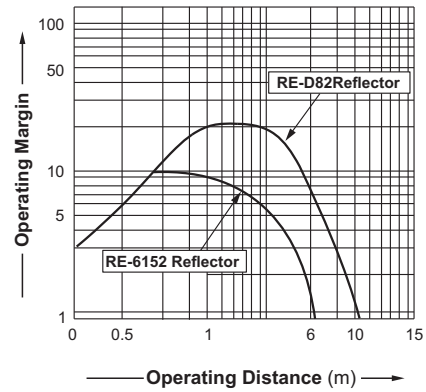
## Sensing Characteristics (Typical)

Bb: RP74 SERIES

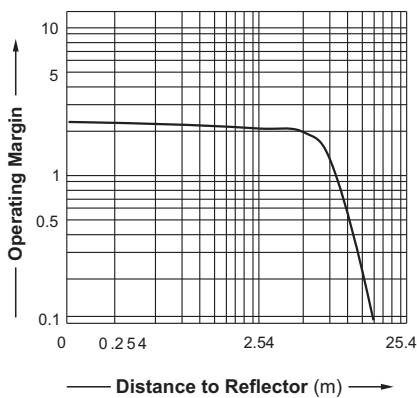
### Retroreflective Mode Sensor (Sn=15m)



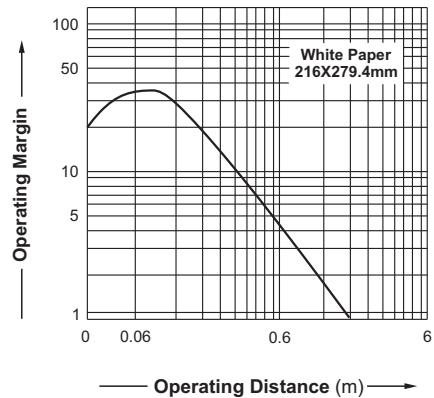
### Polarized Retroreflective Mode (Sn=10m)



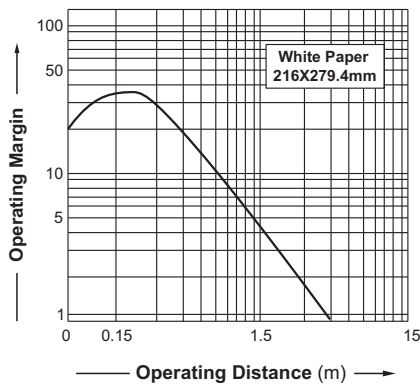
### Clear Object Detector Mode (Sn=1.2 m)



### Standard Diffuse Mode (Sn=1.52 m)



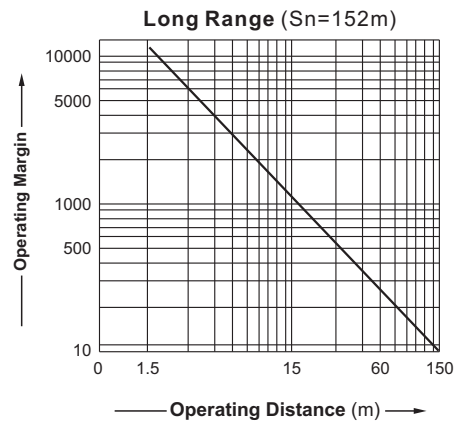
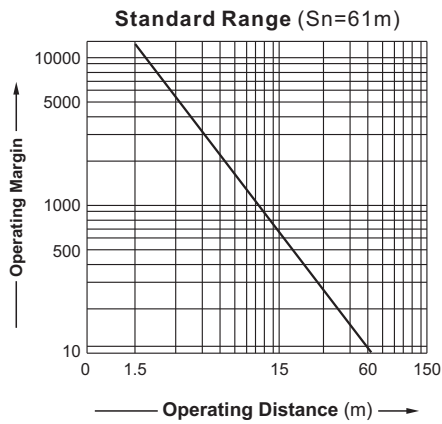
### Long Range Diffuse Mode (Sn=3.04 m)



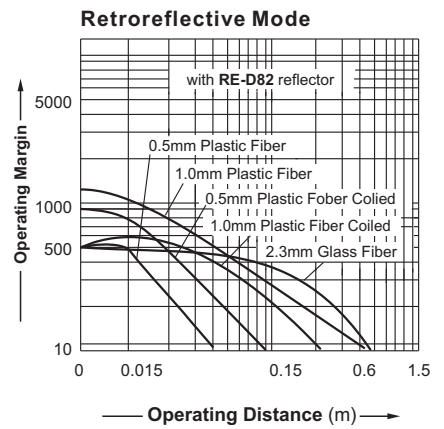
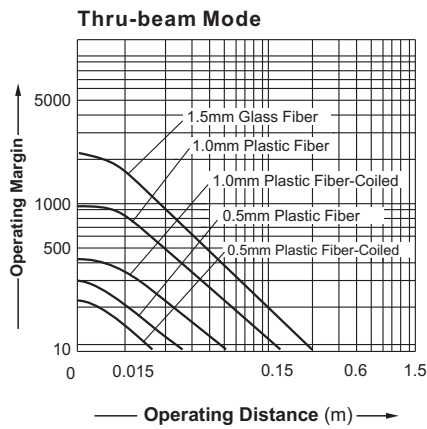

## Sensing Characteristics (Typical)

Bb: RP74 SERIES

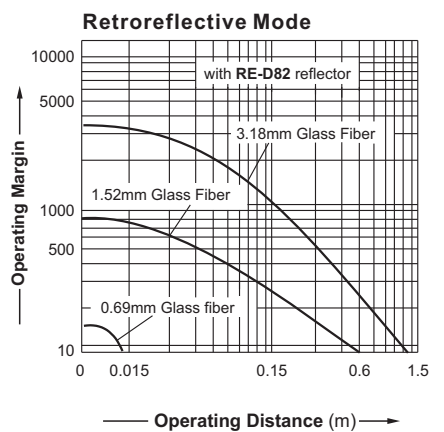
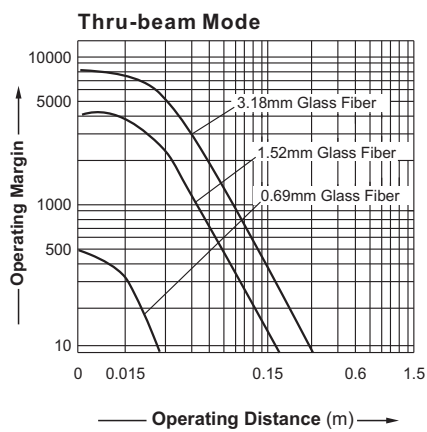
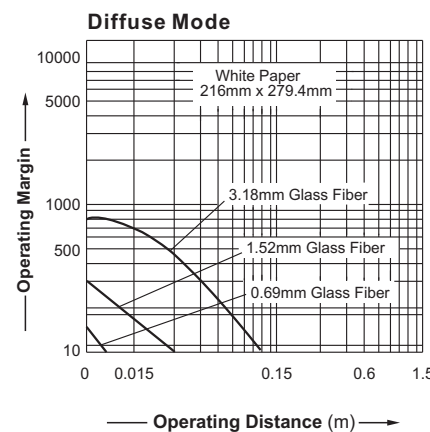
### Thru Beam Mode Sensor



### Visible Red Fiber Optic Sensor



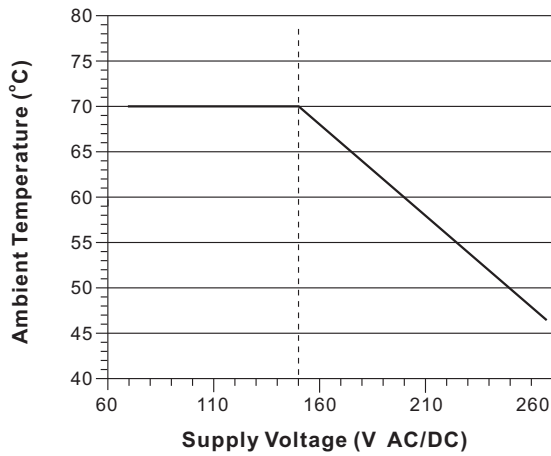
### Infrared Fiber Optic Sensor





## Precautions for Proper Use

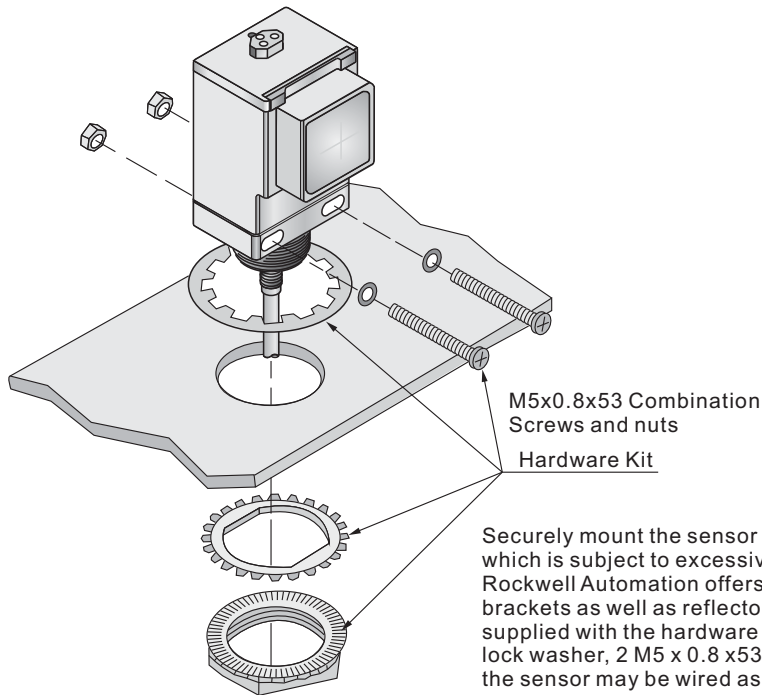
### Ambient Temperature Ratings



All models of the **RP74** Series with the exception of those with the solid-state output and the EM-relay output have a maximum operating temperature of +70°C (+158°F). The maximum operating temperature of the solid-state output and the EM-relay output models can be determined from the graph shown above. That temperature is based on the supply voltage fed to the sensor. For example, if the operating voltage is 100VAC the maximum operating temperature would be +70°C (+158°F). An operating voltage of 220V AC would limit the ambient operating temperature to +55°C (+131°F). Operating of the sensor at ambient temperatures which exceed these limit could result in sensor failure.

Bb: RP74 SERIES

### Mounting



Securely mount the sensor on a firm, stable surface or support. A mounting which is subject to excessive vibration or shifting may intermittent operation. Rockwell Automation offers a wide variety of fixed and adjustable mounting brackets as well as reflectors and quick disconnect cables. The sensor is supplied with the hardware kit which contains a plastic mounting nut, lock washer, 2 M5 x 0.8 x 53 screws and nuts. Once securely mounted, the sensor may be wired as indicated in the wiring diagrams.

### Installing Fiber Optic Cables

1. Ensure that the fiber optic cable locking clip on the sensor is in the **UNLOCK** position.
2. Insert the fiber optic cable.
3. Insert the clip until the locking lever to the **LOCK** position



1. Set clip to **UNLOCK** position.



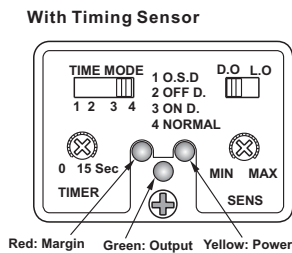
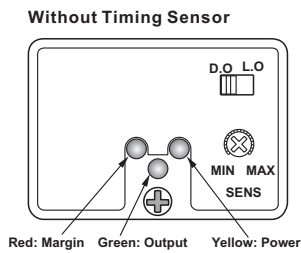
2. Insert fibers.



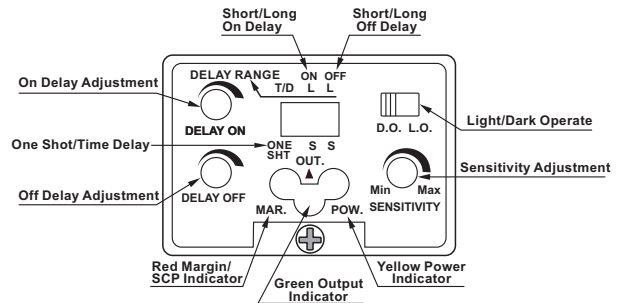
3. Insert the clip to **LOCK** position.

## Panel Chart & New Timing Chart

### Sensor's Top View Detail

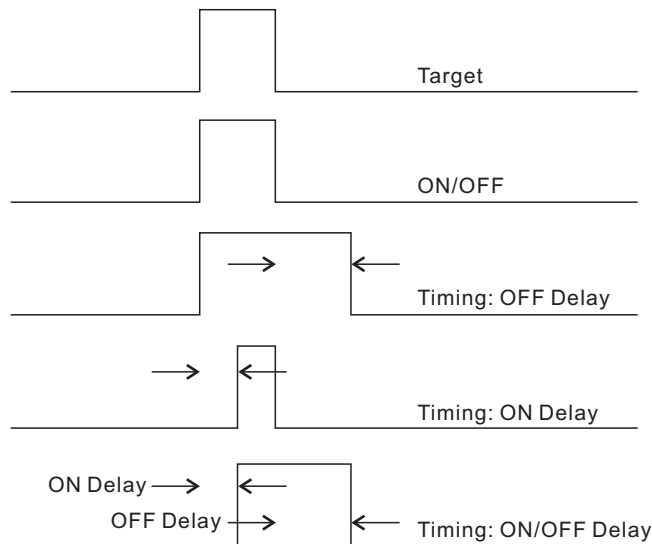


### New Timing Delay Sensor (Note)

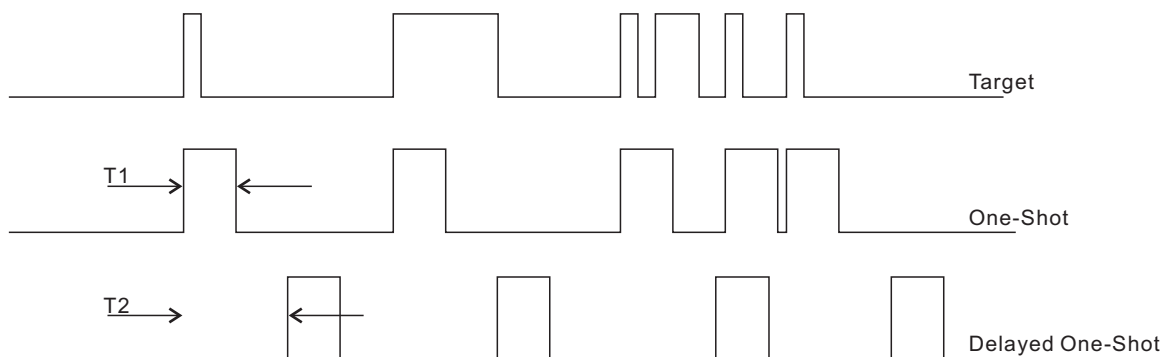


**Note:** These timers are nonretriggerable. The timing can be set for short (0-1.5 sec) or long (0-15sec) duration using the DIP switches and adjusted via the two 15-turn rotary knobs. Use the illustration below to aid in configuring these timers.

### Typical ON/OFF Timing Diffuse (Light Operate) Nonretriggerable (only for new timing delay sensor)



### Typical ON/OFF Timing Diffuse (Light Operate) Nonretriggerable (only for new timing delay sensor)



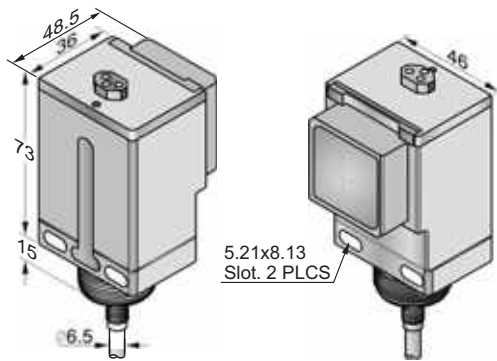
T1 is adjusted via the **OFF** delay potentiometer with either a long(0-15sec) or short (0-1.5sec) dip switch setting.  
T2 is adjusted via the **ON** delay potentiometer with either a long(0-15sec) or short (0-1.5sec) dip switch setting.

Bb: RP74 SERIES

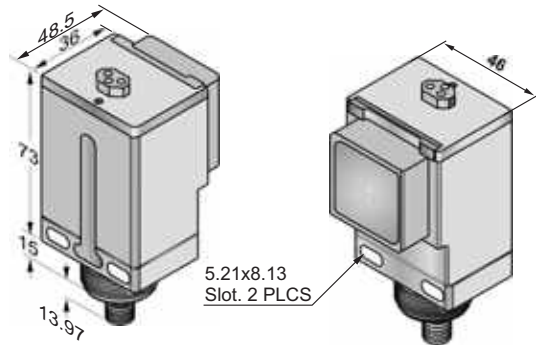
## Dimensions (Unit: mm)

Bb: RP74 SERIES

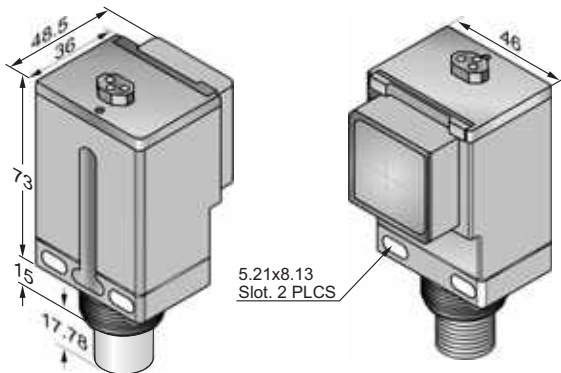
### Cable Type



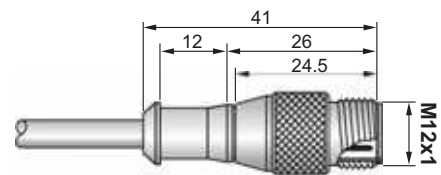
### Euro or Micro Style Connector Type



### Mini-style Connector Type



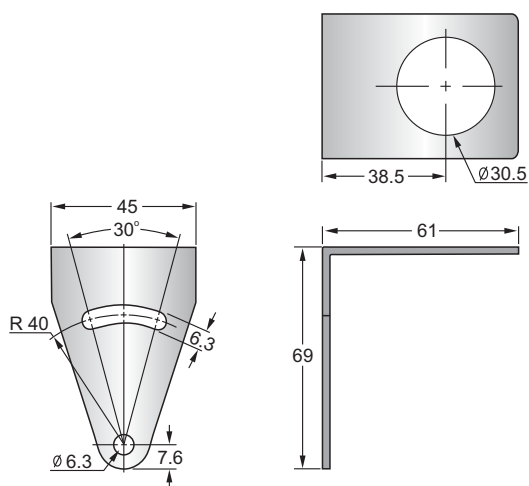
### Pig tail\* Type



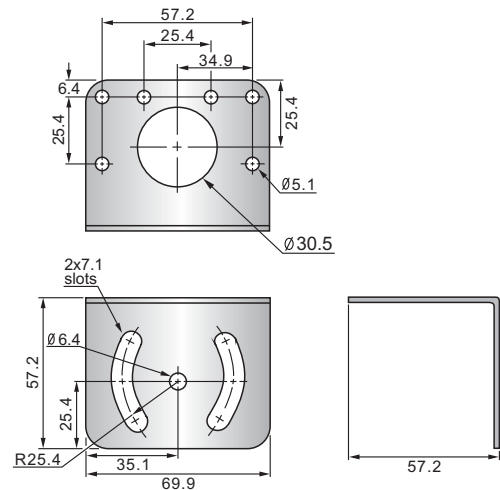
\*: Please see **Pigtail Series** or our **Cables & Connectors** catalogue for more information.

### Mounting Bracket

#### MB-6961 (optional)



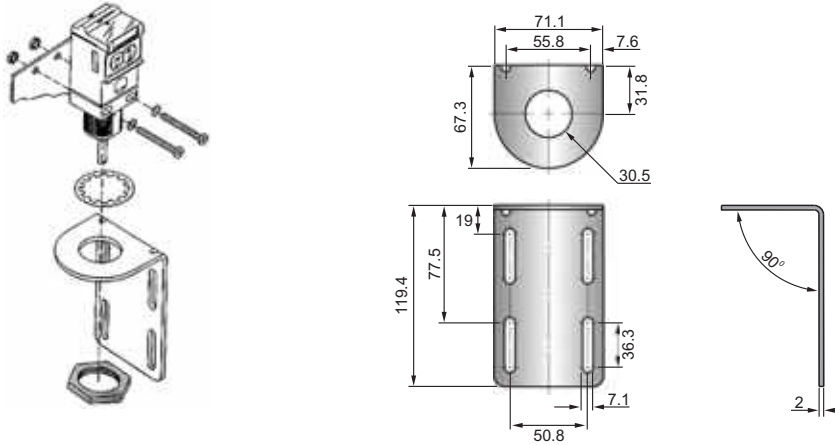
#### MB-7057 (optional)



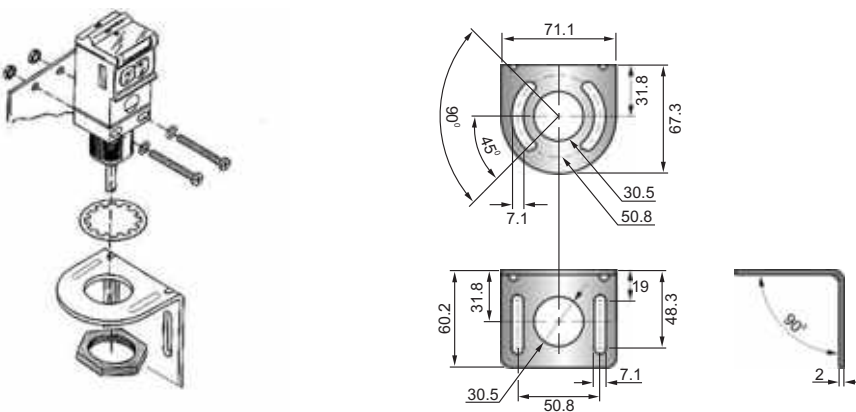
## Dimensions (Unit: mm)

Bb: RP74 SERIES

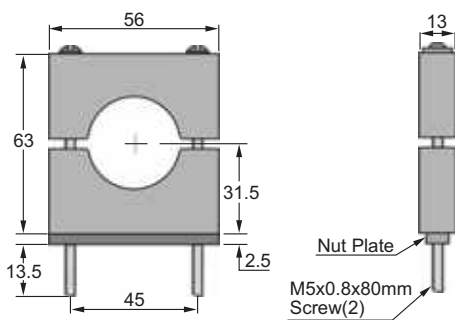
### MB-71120 (optional)



### MB-7160 (optional)

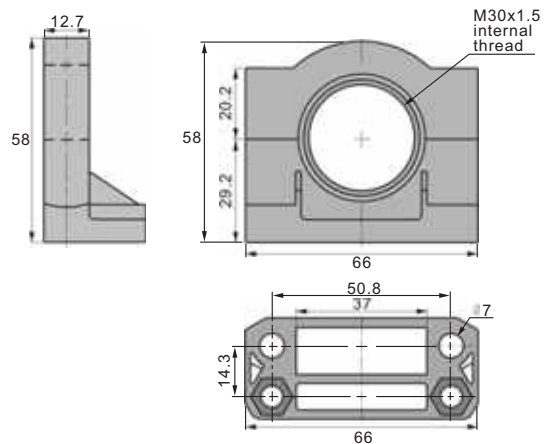


### MB-6356 (optional)



30mm split clamp bracket

### MB-6658 (optional)



Mounting Bracket to Provide 360° Rotation

