

# WMP-Series

## PLASTIC-BODIED MAGMETER



### APPLICATIONS

- Industrial wastewater discharge
- Grey water
- Well monitoring
- Irrigation
- Mining

### Features

- No moving parts
- Minimal straight pipe required
- Battery powered
- Built-in rate & total indicator
- Corrosion resistant
- Pulse output (WMP101 only)



The WMP-Series is a full-bore, plastic-bodied electromagnetic flow meter designed for flow and usage monitoring applications in 1, 2 and 3 inch pipe. The polypropylene flow tube offers corrosion resistance to a wide range of chemicals and fertilizers. It is light weight and easy to install or remove from the pipe for inspection.

With no moving parts, the magmeter permits unobstructed flow, minimizing flow disturbances and straight pipe requirements. The WMP-Series can be used in piping configurations where there is little space between the meter and an elbow or valve. The WMP-Series is resistant to wear from sand and debris found in ground or surface water. Since there are no bearings or propeller to wear out, maintenance and repair costs are kept to a minimum and it tolerates high flows without damage.

A hinged polyethylene cover is included that protects from dust and UV rays, while permitting easy access to the flow rate and total display. The electronics housing can be fitted with cross-drilled screws and seal wire for tamper-evidence. Flow rate and total can be displayed in a variety of units, customer-selected and factory-set.

The **WMP101** is externally powered via a 5-pin connector cable (20ft/6m) which also provides pulse output for use with a variety of Seametrics and other displays and controls for remote reading, data logging, pulse-to-analog conversion, and telemetry applications.

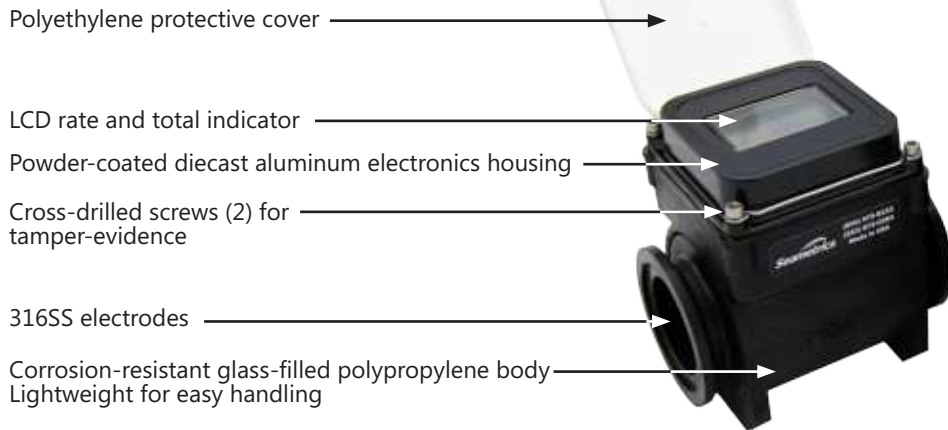
The **WMP104** is a battery-operated unit for use when pulse output is not required. The standard batteries are user replaceable with an approximate 1 year life depending on usage. An extended battery life option offers an estimated 2-4 year life depending on usage.

In the event of DC power loss, or when changing batteries, the WMP will retain internal settings and flow total.

### Contact Your Supplier



## Features



**Seametrics Fitting Kit  
for 2 & 3 inch model**

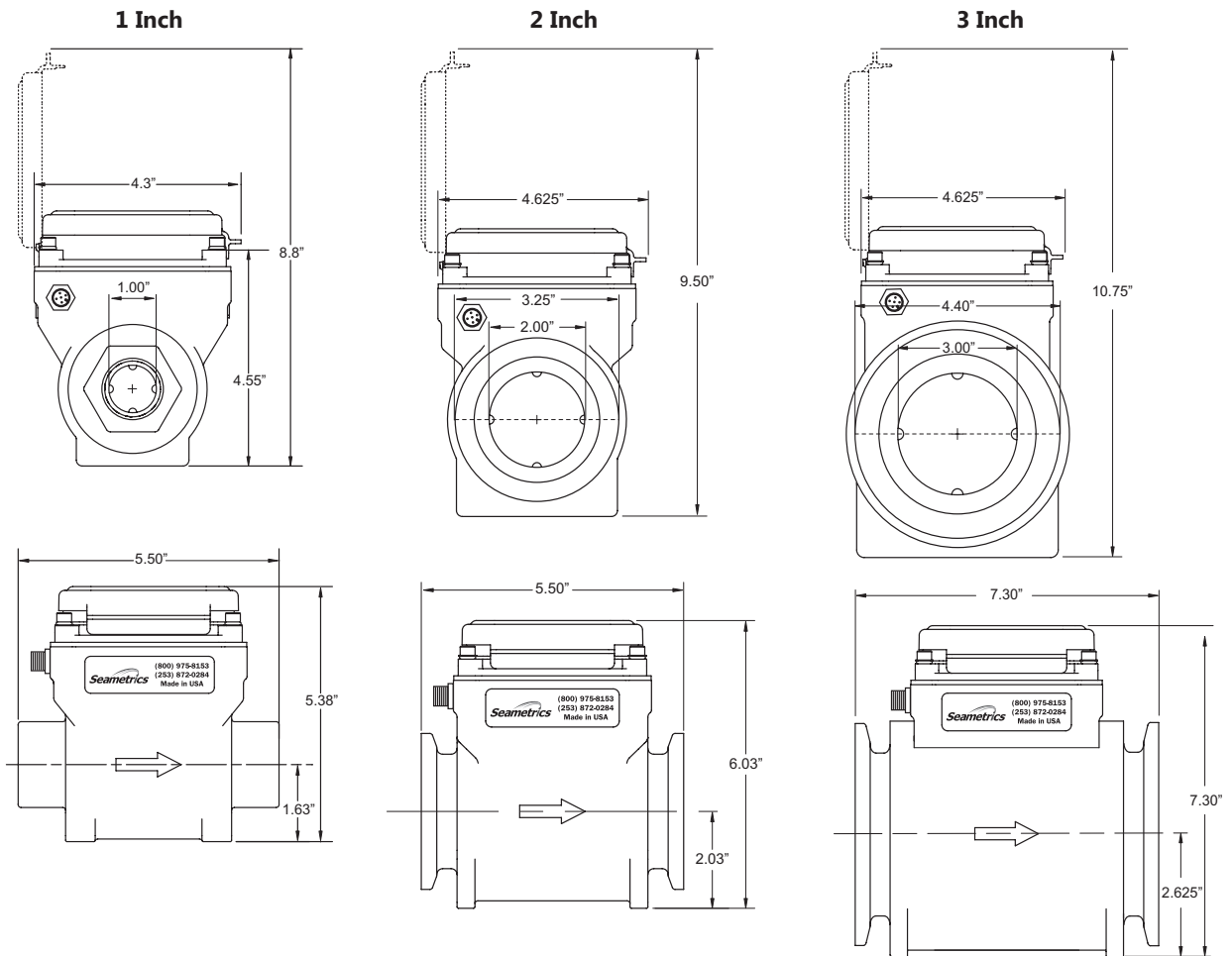
## Specifications\*

<b>Pipe Size</b>	1, 2, or 3 inch full port					
<b>Fittings</b>	1 inch NPTF, 2 or 3 inch flange clamps with 2 or 3 inch NPTF fitting kit					
<b>Pressure</b>	150 psi or 10.3 bar working pressure @ 70° F					
<b>Operating Temperature Range</b>	Operating: 10° to 130° F (-12° to 54° C), Non-operating: -40° to 176° F (-40° to 80° C)					
<b>Accuracy</b>	±1% of reading (between 10% and 100% of maximum flow) ±3% of reading (between cutoff and 10% of maximum flow)					
<b>Flow Range</b>	<b>Minimum</b>	<b>1"</b> : 2.3 gpm (0.145 l/s)	<b>2"</b> : 6 gpm (0.38 l/s)	<b>3"</b> : 14 gpm (0.88 l/s)		
	<b>Maximum</b>	<b>1"</b> : 110 gpm (6.94 l/s)	<b>2"</b> : 300 gpm (18.9 l/s)	<b>3"</b> : 670 gpm (42.3 l/s)		
<b>Materials</b>	<b>Body</b>	Glass-filled polypropylene				
	<b>Electrodes</b>	316 stainless steel				
	<b>Electronics Housing</b>	Power coated diecast aluminum				
	<b>Display Cover</b>	Polyethylene				
<b>Display</b>	<b>Rate</b>			<b>Total</b>		
	<b>Digits</b>	6		8		
	<b>Units</b>	Gallons/Minute, Million Gallons/Day, Cubic Feet/Second, Cubic Feet/Minute, Liters/Second, Liters/Minute, Million Liters/Day, Cubic Meters/Minute, Cubic Meters/Hour		Acre-Feet, Acre-Inch, Gallons, Gallons x 1000, Cubic Feet, Liters, Megaliters, Cubic Meters, Cubic Meters x 1000		
<b>Security</b>	Cross-drilled screws and tamper-evident seal (optional)					
<b>Power</b>	<b>WMP101</b>	10–30 Vdc @ 60 mA maximum (15 mA average) Note: Using an unregulated power supply >18 Vdc may damage the meter due to AC line input voltage fluctuation.				
	<b>WMP104</b>	6 - AA alkaline cells, replaceable. Estimated life is 1 year depending on usage (standard) 6 - C lithium batteries, replaceable. Estimated life is 2–4 years depending on usage (extended battery life opt)				
<b>Pulse Output Signal (WMP101 only)</b>		Current sinking pulse, opto-isolated, 32 Vdc maximum @ 10mA maximum				
<b>Pulse Rate (WMP101 only)</b>	<b>Low Frequency (-PxU)</b>	1 unit/pulse out, pulse width of 10 ms, depending on unit selection				
	<b>High Frequency (-HF)</b>	<b>1"</b>	<b>2"</b>	<b>3"</b>	Pulse width 1.1 ms, min–max frequency, 3–150 Hz	
		<b>Pulse/Gal</b>	80	30		13
		<b>Pulse/Liter</b>	21.14	7.93		3.44
<b>Empty Pipe Detection</b>	Hardware/software, conductivity based					
<b>Conductivity</b>	>20 microSiemens/cm					
<b>Environmental</b>	NEMA 4X standard					
<b>Electrical Connection (WMP101 only)</b>	5-pin male circular connector, mates to industry standard cable					

\*Specifications subject to change • Please consult our website for current data (seametrics.com).

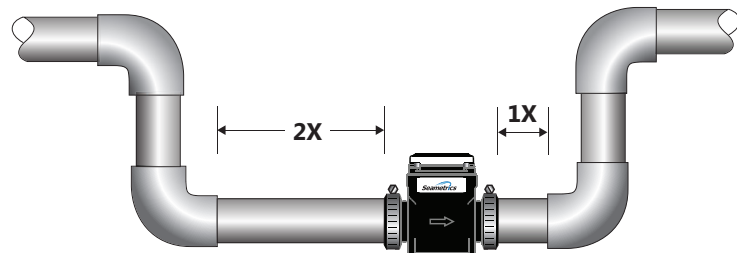
## Dimensions

Dimensions shown without the Seametrics WMP Fitting Kit.



## Straight Pipe Recommendations

Minimal straight pipe required between elbows. For other piping configurations, see instruction manual or consult factory.



## Flow Range

	1"		2"		3"	
	Gal/Min	Liter/Sec	Gal/Min	Liter/Sec	Gal/Min	Liter/Sec
<b>Minimum</b>	2.3	0.145	6	0.38	14	0.88
<b>Maximum</b>	110	6.94	300	18.9	670	42.3

## How to Order

### MODEL

External Power = **WMP101**  
 Battery Power = **WMP104**

### SIZE

1" = **-100**  
 2" = **-200**  
 3" = **-300**

### OPTIONS

Tamper-evident seal,  
 screws, and wire = **-32**  
 Extended Battery Life = **-133**  
 (WMP104 Only)  
 \*High frequency output = **-HF**  
 (WMP101 Only)  
 BSP fittings = **-93**

### UNITS

<u>Rate</u>		<u>Total</u>	
Gal/Min	= <b>GPM</b>	Gal	= <b>G</b>
Liters/Sec	= <b>LPS</b>	Gal x 1000	= <b>GT</b>
Liter/Min	= <b>LPM</b>	Cubic Feet	= <b>CF</b>
Cu Ft/Sec	= <b>CFS</b>	Acre Inch	= <b>AI</b>
Cu Ft/Min	= <b>CFM</b>	Acre Feet	= <b>AF</b>
Cu Met/Min	= <b>CMM</b>	Liter	= <b>L</b>
Cu Met/Hr	= <b>CMH</b>	Mega Liters	= <b>ML</b>
Mil Gal/Day	= <b>MGD</b>	Cubic Meters	= <b>CM</b>
Mil Lit/Day	= <b>MLD</b>	Cu Met x 1000	= <b>CMT</b>

\*See specifications for default.

Consult factory for additional units.

### ACCESSORIES

Remote 4-20 mA (analog) signal = **AO55W** (-HF Option Required, WMP101 Only)  
 Remote Rate and Total Indicator (DC powered) = **FT430W** (-HF Option Required, WMP101 Only)  
 Remote Rate and Total Indicator (Loop powered) = **FT440W** (-HF Option Required, WMP101 Only)  
 Remote Data Logger = **DL76W** (WMP101 Only)  
 2" Fitting Kit, FNPT Flange Clamps = **101222**  
 2" Fitting Kit, BSP Flange Clamps = **102203**  
 3" Fitting Kit, FNPT Flange Clamps = **102073**  
 3" Fitting Kit, BSP Flange Clamps = **102204**